


WEST KITIKMEOT / SLAVE STUDY SOCIETY

Re: Community-Based Monitoring (June 2002)

STUDY DIRECTOR RELEASE FORM

The above publication is the result of a project conducted under the West Kitikmeot / Slave Study. I have reviewed the report and advise that it has fulfilled the requirements of the approved proposal and can be subjected to independent expert review and be considered for release to the public.




Study Director

Feb 20/03

Date

INDEPENDENT EXPERT REVIEW FORM

I have reviewed this publication for scientific content and scientific practices and find the report is acceptable given the specific purposes of this project and subject to the field conditions encountered.



Reviewer

Aug 21/03

Date

BOARD RELEASE FORM

The Study Board is satisfied that this final report has been reviewed for scientific content and approves it for release to the public.



Chair West Kitikmeot/Slave Society

Sept 19/03

Date

INDEPENDENT EXPERT REVIEW FORM

I have reviewed this publication for scientific content and scientific practices and find the report is acceptable given the specific purposes of this project and subject to the field conditions encountered.

John G. Gal

Reviewer

Aug 5/03


Date

Excellent report. Very well written and solid results. Will be an important contribution to the literature.

Community-Based Monitoring

FINAL REPORT

June 2002



Submitted to:

The West Kitikmeot Slave Study Society

Submitted by:

*Wildlife, Lands and Environment Department
Lutsel K'e Dene First Nation*

Prepared by:

Evelyn Marlowe, Delphine Enzoe, Brenda Parlee and Stephen Ellis

Summary

In 1996, the Community-Based Monitoring Pilot Project (1996) took place in Lutsel K'e, Northwest Territories. Similar to other northern communities in the Slave Geological Province, Lutsel K'e is currently faced with unprecedented mineral resource development. The goal of the Community-Based Monitoring Pilot Project (1996) was to design a tool that would increase the capacity of Lutsel K'e and other northern communities to address both the positive and negative effects (achieve benefits and mitigate negative effects) of such development.

The project was organized according to three phases. Phase one involved gathering ideas and Chipewyan terminology for concepts like monitoring, indicators and community health. During phase two, themes and indicators of community health were developed through open-ended home-visits with one hundred households in the community. In phase three, a four-step process of monitoring was designed.

Once this model for Community-Based Monitoring was developed, the Lutsel K'e Wildlife, Lands and Environment Committee recommended that a baseline of traditional knowledge about the Dene way of life (Dene ch'aníe) be gathered. A proposal was submitted to the West Kitikmeot Slave Study Society for the Traditional Knowledge Study on Community Health, a study that began in March of 1997. During that project, elders told stories about the Dene way of life as it was in the past. These stories reflect many of the indicators developed during the pilot project.

Following the Traditional Knowledge Study on Community Health (1997), the model for Community-Based Monitoring was implemented according to the process of monitoring designed during the pilot project. The four step process follows a four month time line and includes:

- 1) Information Gathering
- 2) Summarizing of Information
- 3) Evaluation
- 4) Reporting

Over the last four years community researchers have been using these indicators in a four-step process of monitoring that includes gathering, summarizing, evaluating and reporting changes in the community. To date they have baseline information on 20 indicators that describe fundamental aspects of the community's way of life and how it is changing as a result of mining including changes in:

- Traditional food consumption
- Capacity of healing services to meet the needs of the community
- Community employment (in the mining sector)
- Students' goals for education and employment
- Spiritual values associated with the site – "old lady of the falls"
- Quality and availability of housing
- Community concerns about the water
- Cultural programs
- Drumming
- Traditional knowledge and skills required for harvesting caribou
- Family Values as a result of employment in the mining sector
- Traditional land use activities

- Spiritual values associated with the site called “betsi ghie”
- Rates of cancer and tuberculosis
- Traditional knowledge and skills required for teaching youth on the land
- Family values of respect for and among youth
- Working together (volunteerism)
- Capacity of organizations to work together
- Effectiveness of the leadership
- Quality of local services

These results include both qualitative information gathered through home-visits and workshops in the community and quantitative results from a questionnaire administered to community members in 2000-02. Impact hypotheses developed using the indicators provide guidance in understanding how community health in Lutsel K'e is changing as a result of mineral resource development.

Acknowledgments

Lutsel K'e Dene First Nation
Wildlife, Lands and Environment Committee and Department
Lutsel K'e Elders
Lutsel K'e Dene School
Lutsel K'e Health and Social Services

West Kitikmeot Slave Study Society

Dr. John O'Neil – University of Manitoba

Table of Contents

Summary	i
Acknowledgments.....	3
Table of Contents	4
Figures.....	6
1. Objectives	8
1. Objectives	8
2. Project Description.....	9
3. Methodology / Methods	10
3.1 Methodology - Action Research	10
3.1.1 Training.....	10
3.1.2 Coordination with the Local Leadership.....	11
3.1.3 Broad Participation:	11
3.2 Information Gathering – Cycles One-Seven	11
3.2.1 Nutrition - Consumption of Traditional Food.....	11
3.2.2 Employment:.....	12
3.2.3 Youth Goals for Education and Employment.....	12
3.2.4 Healing Services	13
3.2.5 Cultural Programs	14
3.2.6 Housing.....	14
3.2.7 Traditional Values ("Old Lady of the Falls")	15
3.2.8 Impacts of Development on the Land (Water)	15
3.2.9 Current Land Use.....	15
3.2.10 Togetherness - Good Communication	16
3.2.11 Traditional Knowledge and Skills (Dene Songs).....	17
3.2.12 Traditional Knowledge and Skills (Caribou Use).....	17
3.2.13 Economic Development / Family Wellness.....	18
3.2.14 Traditional Knowledge and Skills – Traditional Values.....	18
3.2.15 Individual Health – Physical Wellness	19
3.2.16 Cultural Education – Opportunities for Educating Youth	19
3.2.17 Effectiveness of the Leadership	19
3.2.18 Infrastructure and Services – Quality of Services.....	19
3.2.19 Togetherness – Volunteerism	20
3.2.20 Family Wellness / Child Wellness / Traditional Knowledge.....	20
3.2.21 Healing – Healing Services.....	21
3.3 Information Gathering – Cycles Eight-Fourteen	21
3.3.1 Quantitative Information Gathering: Adult and Youth Surveys.....	21
3.3.2 Monitoring Workshops	38
3.4 Method for Use of Results	38
3.4.1 Self-Reflection for Community Members	38
3.4.2 Community Planning	39
3.5 Communication.....	40
3.6 Preparing the Annual and Final Reports.....	40
3.7 Activities for the Year.....	40
4. Results.....	41

4.1	Self-Government.....	43
4.1.1	Effectiveness of the Leadership	43
4.1.2	Economic Development.....	43
4.1.2.1	Employment in the Mining Sector.....	43
4.1.2.2	Impacts of Development on the Land	47
4.1.3	Togetherness	47
4.1.3.1	Volunteerism.....	47
4.1.3	Youth Participation in the Community	50
4.1.4.1	Goals for Training and Employment, Goals for the Future	50
4.1.4	Infrastructure and Services	53
4.1.5.1	Housing.....	53
4.1.5.2	Quality of Services.....	55
4.2	Healing.....	55
4.2.1	Individual Well-being	55
4.2.1.1	Physical Well-being - Nutrition	56
4.2.1.2	Individual Well-being – Physical Rates of Cancer and Tuberculosis.....	57
4.2.2	Family and Child Well-Being.....	58
4.2.3	Healing Services	61
4.3	Cultural Preservation	62
4.3.1	Cultural Education	62
4.3.2	Traditional Knowledge and Skills	64
4.3.2.1	Traditional Knowledge and Skills – “On-the-Land” Skills	64
4.3.2.2	Traditional Skills - Caribou Use	65
4.3.2.3	Traditional Knowledge – Spiritual Values	66
4.3.2.4	Traditional Skills – Drumming	67
4.3.3	Land Use	69
4.3.4	Language.....	70
4.4	Results from Evaluation.....	72
4.4.1	Impact Hypotheses.....	72
4.4.2	Evaluation of Results	90
5.	Discussion / Conclusions	95
6.	Links with Parallel Studies	101
7.	Training Activities and Results.....	102
8.	Schedule and Any Changes	103
9.	Supporting Literature	104
Notes	119

Figures

Figure 1.	Methodology for Community-Based Monitoring.....	10
Figure 2.	Journeys of Change – Community-Based Monitoring Pilot Project (1996). 39	
Figure 3.	Communications Community-Based Monitoring Pilot Project (1996)	40
Figure 4.	Cycles of the Community-Based Monitoring Project 1997-02	40
Figure 5.	Indicators from the Community Based Monitoring Pilot Project 1996.....	42
Figure 6.	Employment in the community of Lutsel K'e - 2000-02.....	44
Figure 7.	Employment in the Mining Sector 2000-02.....	45
Figure 8.	Full-time employees in the Mining Sector 1997-2002	45
Figure 9.	Employers of mining sector employees 2001	46
Figure 10.	Job titles of mining sector employees 2001	46
Figure 11.	Concern about Environmental Impacts 2000-02	47
Figure 12.	Adult Volunteerism in the Community 2000-02	48
Figure 13.	Youth Volunteerism in the Community 2000-02	48
Figure 14.	Adult Attendance at Public Meetings 2000-02.....	49
Figure 15.	Youth Rating of Community Support for Youth Activities.....	49
Figure 16.	Youth rating of their education 2000-02.....	51
Figure 17.	Youth Willingness to Move to Further Education 2000-02.....	51
Figure 18.	Youth Interest in Employment in the Community 2000-02	52
Figure 19.	Youth Interest in Employment in the Mining Sector 2000-02	52
Figure 20.	Local Ownership of Home 2000-02	53
Figure 21.	Overcrowding in Housing 2000-02	54
Figure 22.	Housing in Need of Repair 2000-02	54
Figure 23.	Health Rating for Adults.....	56
Figure 24.	Consumption of Traditional Food (August - September , 1997).....	56
Figure 25.	Consumption of Traditional Food (December 1997 – January 1998)	56
Figure 26.	Weekly Average Meals of Caribou Meat Consumption 2000-02	57
Figure 27.	Confidence in Children's Future.....	58
Figure 28.	Impacts of mining sector employment on families.....	59
Figure 29.	Impact of mining development upon the frequency of family break-ups. 59	
Figure 30.	Impacts of mining work schedule upon family.....	60
Figure 31.	Benefits of mining sector employment upon families	60
Figure 32.	Cultural Education: Taking Youth Caribou Hunting 2000-02	63
Figure 33.	Impacts of mining sector employment upon traditional way of life	64
Figure 34.	Traditional Skills - Number of Traps Set 2000-02	64
Figure 35.	Traditional Skills – Hunting for Ducks and Geese 2000-02.....	65
Figure 36.	Traditional Skills –Making 'Dry-Fish' 2000-02.....	65
Figure 37.	Number of Caribou Harvested 2000-02.....	66
Figure 38.	Visiting Parry Falls in Spring 2000-02	67
Figure 39.	Visiting Parry Falls in Summer 2000-02	67
Figure 40.	Youth Participation in 'Drum Dances'	68
Figure 41.	Adult Participation in 'Drum Dances'.....	68
Figure 42.	Youth Participation in 'Hand Games' (Drumming)	69
Figure 43.	Adult Participation in 'Hand Games' (Drumming)	69
Figure 44.	Land Use – Participation in Caribou Hunt at Artillery Lake 2000-02.....	70

Figure 45.	Land Use – Knowledge of Place ‘Betsi Ghie’	70
Figure 46.	Use of Chipewyan in the Home (2000-02)	71
Figure 47.	Use of Chipewyan in the Home (2002)	71
Figure 48.	Impact Hypothesis #1 - Employment in the Mining Sector (1998).....	72
Figure 49.	Impact Hypothesis #2 - Traditional Food Consumption (1998).....	73
Figure 50.	Impact Hypothesis #3 -Youth Goals - Education / Employment (1998)..	74
Figure 51.	Impact Hypothesis #4 - Healing Services (1998).	75
Figure 52.	Impact Hypothesis #5 - Housing (1998).....	76
Figure 53.	Impact Hypothesis #6 - Impacts of Development on Land/Water (1998).	76
Figure 54.	Impact Hypothesis #7 - Knowledge of Traditional Values	77
Figure 55.	Impact Hypothesis #8 - Cultural Education (1998).	78
Figure 56.	Impact Hypothesis #9 - Togetherness (1998)	79
Figure 57.	Impact Hypothesis #10 - Land Use (1998)	80
Figure 58.	Impact Hypothesis #11 - Traditional Knowledge and Skills (1998)	81
Figure 59.	Impact Hypothesis #12 - Traditional Knowledge and Skills	82
Figure 60.	Impact Hypothesis #13 - Traditional Knowledge and Skills	83
Figure 61.	Impact Hypothesis #14 - Individual Health / Physical Wellness.....	84
Figure 62.	Impact Hypothesis #15 - Cultural Education.....	85
Figure 63.	Impact Hypothesis #15 - Effectiveness of the Leadership.....	86
Figure 64.	Impact Hypothesis #17 - Infrastructure and Services	87
Figure 65.	Impact Hypothesis #18 - Togetherness / Volunteerism.....	88
Figure 66.	Impact Hypothesis #19 - Family Wellness / Child Wellness /	89
Figure 67.	Three Journeys of Community Health (Dene way of Life)	95

1. Objectives

The objectives of the Community-Based Monitoring Project evolved as the project developed between 1996 and 2002.

The objectives for Cycles One-Four were simply:

1. Home-visits (Gather Information): To measure changes according to specific indicators through home-visit information gathering.
2. Analysis (Summarize Information): Analyze information gathered, recognizing any change that may have occurred since the last baseline.
3. Analysis (Evaluate Information through Workshops): Verify Changes to Indicators through Workshop Consultation
4. Communication of Results: Present information through newsletters, or some other meaningful form of communication.

The objectives of the 2000-02 cycles of *Community-Based Monitoring* (Eight to Fourteen) evolved from those of previous years. These changes were made through the Lutsel K'e Dene First Nation Wildlife, Lands and Environment Committee in consultation with the West Kitikmeot Slave Study and Dr. John O'Neil of the University of Manitoba. They mainly relate to the division of the information gathering into two components – primarily quantitative surveys that draw all indicators together and a series of workshops aimed at gathering qualitative or evaluative input from the community. The objectives of the 2000-02 cycles were:

- To utilize and build upon existing information gathered through *Community-Based Monitoring* since 1996 including:
 - *Community-Based Monitoring Pilot Project*
 - *Traditional Knowledge Study on Community Health*
 - *Community-Based Monitoring Project: Cycles One – Seven*
- To gather quantifiable information from youth, adults, and elders using an *Adult Counting Questionnaire* and a *Youth Counting Questionnaire* developed in cooperation with Dr. John O'Neil of the University of Manitoba. A *Mining Employee and Spouse Questionnaire* was also administered in 2001-2002.
- To gather perspectives from community members about current and potential changes in the *Dene Way of Life* through workshops; evaluate what kinds of changes are a result of mineral resource development and discuss opportunities to build the community's capacity to prevent, mitigate or manage negative effects and benefit from positive changes.
- To report the results to community members and the West Kitikmeot Slave Study Society.

2. Project Description

The aim of the Community-Based Monitoring Project is to meaningfully involve Lutsel K'e Dene First Nation community members in documenting and understanding changes in the health of their community. Indicators of community health developed in 1996 during the pilot project were the basis for monitoring during Cycles One-Fourteen of the current project.

3. Methodology / Methods

3.1 Methodology - Action Research

The idea behind beginning a community based monitoring effort was to actively involve people at the community level in examining changes in their community's health.

Community involvement and action are ideas firmly embedded in four common methodologies, Participatory Action Research (PAR), Rapid Rural Appraisal (RRA), Action Research (AR) and a modified approach developed by the Dene Cultural Institute called Dene Action Research and Empowerment (DARE). Although these approaches are very similar, they have distinct strengths and weaknesses, which the Project Director has evaluated against the needs and desires of the community and the objectives of the project.

<i>Method</i>	<i>Benefits</i>	<i>Criticisms</i>
<i>Participatory Action Research (PAR)¹</i>	-involves community in all stages of the research process	-requires a tremendous time and energy commitment by the community
<i>Rapid Rural Appraisal(RRA)²</i>	-optimizes tradeoffs between time and energy and necessity of participation	-methods may be see as inflexible
<i>Dene Action Research and Empowerment(DARE)³</i>	-introduces an element of health education / counseling into the training and interview process	-involves assumptions about healthy and unhealthy behaviour
<i>Action Research(AR)⁴</i>	-integrative of new concepts and methods	-confrontational -may not be as participatory as PAR

Figure 1. Methodology for Community-Based Monitoring

These different methodologies were reviewed by the study researchers prior to the start of the *Community-Based Monitoring Pilot Project*. Different aspects of the RRA and PAR were seen as important, however, the interests of the community in local involvement and action are the main considerations. The three main ways community involvement has been facilitated in the three previous phases of the project include:

- training and employment of community members
- strong communication and working relationships with the Band Membership and leadership
- participation and effective communication with the broader Band membership

3.1.1 Training

On the job training of a local person has been fundamental to the development of the *Community-Based Monitoring Project*. The goal of this training process is to ensure that skills and knowledge from the project are being developed and passed on to local people. These skills and knowledge are a means to increase the capacity of both individuals and the community as a whole. For this project, Evelyn Marlowe took on the majority of training of other staff with some assistance from Brenda Parlee and Stephen Ellis. The primary trainees for the project are Dennis Drygeese and Delphine Enzoe. Another trainee involved in the project has been Marie Catholique.

3.1.2 Coordination with the Local Leadership

The second aspect of community involvement is coordination with the local leadership. Coordination continued through communication and information exchange with the Lutsel K'e Dene First Nation Council and the various community committees (Wildlife, Lands and Environment Committee, Elders' Committee, Youth Committee, De Beers Caucus Group, etc.). The aim of such coordination was to ensure that the local leadership was directly involved in the process of monitoring as well as in the evaluation of results.

3.1.3 Broad Participation:

Facilitating the broad participation of the community is the third aspect of community participation emphasized as important during the planning of the project. The implementation of the "counting questionnaire" involved every community member, thus everyone had an opportunity to become aware of the community-based monitoring process. Since the local language in Lutsel K'e is Chipewyan many of these "counting questionnaire" home-visits were conducted by the researchers in their Aboriginal language. Home-visits were the most successful means of including large numbers of community members in the project. Evaluation workshops were also held to ensure that local people were included in the analysis of results.

3.2 Information Gathering – Cycles One-Seven

The method of data collection and the rationale varied from indicator to indicator. Each indicator was selected based on a set of unique criteria as outlined below:

3.2.1 Nutrition - Consumption of Traditional Food

The community researchers used the 1993 work of the Centre for Indigenous People, Nutrition and the Environment (CINE)⁵ as a model. The CINE "Traditional Food Frequency Questionnaire" was intended to reveal the frequency of consumption of traditional food in the last three months prior to the visit. The researchers during the *Community-Based Monitoring Project* adapted that questionnaire from a three month to a two month recall. The methods for the CINE Study were also done as home-visits (individual interviews). The sample of households for *Community-Based Monitoring* has been similar or slightly larger than the 10% sampled during the CINE project. The researchers for both the CINE study and the *Community-Based Monitoring Project* used four age categories and attempted to sample the same number of males as females.

The detailed and quantitative nature of the CINE "Traditional Food Frequency Questionnaire" for the *Community-Based Monitoring* was valuable model because it allowed the researcher to gain a great deal of quantitative data which is easily compared through charts and tables. The lack of open-ended questions, however, limited the amount of qualitative information collected. Stories, and other narrative comments about traditional food consumption would have provided valuable context to the lists of numbers. In some cases, the interviewees did provide contextual or evaluative information along with their quantitative responses. For example, elders spoke about the health of fish in a nearby lake or changes in the population of certain waterfowl species. The researchers recorded these comments separately from the quantitative data. By using the same or similar methods and questionnaires the community researchers recognized they would be able to use the results from the 1992 CINE study for comparison in *Community-Based Monitoring*. During *Community-Based Monitoring Cycle Two (1998)*,

home-visit questionnaires were conducted on traditional food consumption. The survey focused on consumption of caribou, moose, whitefish, trout, and muskrat.⁶ These species were selected because they are commonly consumed in Lutsel K'e during the December – January season. These species correspond with the harvest calendar from the Centre for Indigenous Peoples' Nutrition and the Environment produced in 1993.

The study period for Cycle Two was December 1997 – January 1998. A total of thirty-five (35) people were surveyed, randomly selected from four age groups. (10 people - Aged 10 to 19) (9 people - Aged 20 to 40) (8 people - Aged 41 to 60) (8 people - Aged 61 and over) In both Cycles, all those surveyed reported eating some traditional food.⁷

3.2.2 Employment:

The community researchers developed a questionnaire in Cycle One which they used again in Cycle Two. The researchers were directed by the leadership to conduct the questionnaire with a focused group of community members – those employed in the mining sector. The questionnaire provided employees with opportunities to provide specific information related to their positions, to reflect on their employment experiences and provide opinions about the adequacy of training programs. We interviewed a total of thirty-five people from the community of Lutsel K'e that are employed with the mining companies. We added a few changes to the questionnaire form of Cycle One to clarify the information that's been gathered and to provide additional information and context. Each interviewee was asked the following questions:

<i>Economic Development Employment in the Mining Sector</i>	1. Which Mining Company were you employed by?
	2. What was your position?
	3. How long were you employed?
	4. What did you like about the position that you held?
	5. Do you think more training programs should be implemented in town (Lutsel K'e) that would lead to more permanent employment? (Yes/No) If yes, what kind of training programs would you recommend?
	6. Are you still employed? (Yes/No) If no, what was your reason for leaving your job?
	7. What are your recommendations?

3.2.3 Youth Goals for Education and Employment

The community researchers decided to take an action-based approach to monitoring this indicator and took on a "career counselling" role, providing youth with an opportunity to reflect on how they could achieve their goals following the delivery of the questionnaire.

The questionnaire was developed by the community researchers in consultation with the Wildlife, Lands and Environment Committee. The researchers based this approach on the assumption that youth who have role models employed in the mining sector are more likely to become employed in the mining sector than are students without those role

models. Although the youth interviewed were young and are likely to change their goals before graduating high school, the community researchers saw value in learning more about their young ideas of the future. As a secondary aim the community researchers wanted to learn more about the reasons behind their goals, why the employment was important and whether the youth were aware of the steps he/she would have to take to achieve their goals.

<i>Youth Participation</i> Youth Goals for Education and Employment	What is your goal for future employment (career)?
	Why is this employment important to you?
	Do you know what step you have to take [to achieve your goal]?
	What support do you have? (Parents, teachers, resource people, family members)
	Are you willing to move out of town to further educate yourself or for employment?
	Who is your role model? Explain?

On the November 9th, 1999 we interviewed twenty-seven students from grade five to ten. Out of twenty-seven questionnaires, two forms were not completed. The same questionnaires were given as Cycle One and Cycle Two. Where some respondents had more than one answer, weighting of responses was accomplished by dividing by the number of answers given.

Example: Respondent #A

- Pilot = 1
(1)

Respondent #B

- Pilot, Mechanic = 1
(.5) (.5)

This weighting system ensured that the percentages expressed in the graph reflected the respondent - response ratio accurately. We have included 2 graphs of the results of what the students were interested in as careers and as well as who they reported as their role models. The responses to the other questions are largely for community use.

3.2.4 Healing Services

Questions for monitoring this indicator were developed in consultation with the Lutsel K'e Drug and Alcohol Worker. Through the healing questionnaire, the community researchers sought to learn what kinds of approaches (including programs and services) are currently important to adults and young adults in the community.

Twenty-eight (28) people were selected for the healing survey. There was no formal methodology for selection. Instead, selection was overseen by the Project Director based on an interest in interviewing people not commonly vocal in public meetings and getting a good sample from different family groups and age groups.

Healing Healing Service/Sobriety	What kind of support is in place at the moment for people that are trying to keep their sobriety or improve on personal growth?
	How can you be supportive?
	What kind of approach are you taking regarding healing or personal growth?
	What gives you strength in sobriety or on personal growth?
	Are there any recommendations? For example for the Drug and Alcohol Worker or Chief and Band Council?

3.2.5 Cultural Programs

The monitoring of cultural programs largely dealt with a community concern raised during the pilot project about the *limited number* of cultural programs ongoing in the community. Therefore the researchers sought to find out exactly how many formal opportunities for cultural education existed in the community during the study period. For ease of data collection the researchers limited their search to only those activities that were formally organized in the community. Those cultural activities that occur informally in the home were not considered. A focused set of home-visits with ten (10) cultural program leaders were done in the community with persons responsible for managing and delivering programs. The questionnaire was developed to determine the number of cultural programs in the community as well as to assess the value/success and potential to improve these programs.

Cultural Preservation Cultural Education	What kind of cultural programs are currently offered in the community?
	When do these programs take place?
	What is your opinion on the best approach to offering cultural programs in the community?
	Describe the program. What are some challenges you face?
	How do you know if the program is successful? (What are the signs that you have achieved your goal of cultural education?)

3.2.6 Housing

In consultation with the Housing Authority, the community developed a questionnaire that focused on quality and quantity of housing in Lutsel K'e. The questionnaires were completed during home-visits with twenty (20) selected people in the community. There was no formal methodology selection. Instead, selection was overseen by the Project Director based on an interest in interviewing people not commonly vocal in public meetings and getting a good sample from different family and age groups.

The open-ended questionnaire was designed in part to reflect and affirm the Lutsel K'e Dene history of living on the land as told by elders during the *Traditional Knowledge Study on Community Health*. In that study, elders often prefaced or concluded their comments about the community by talking about other areas where people used to live. That being the case, the questionnaire provided an opportunity for people to identify and discuss other places where Lutsel K'e Dene people used to live.

The questionnaire was also designed to more clearly identify the issues surrounding current housing conditions in Lutsel K'e. When asked to comment, community members responded with some general and specific and specific comments as well as recommendations.

Community Infrastructure and Services Housing	Do you know of any places where Lutsel K'e Dene people used to live?
	What was housing like at that time?
	What do you think of the current housing situation?
	What do you think can be done [to improve the current housing]?

3.2.7 Traditional Values ("Old Lady of the Falls")

Legends about the "Old Lady of the Falls" and her power to heal Dene people were eloquently orated by Lutsel K'e elders and set a context for other stories and comments made by community members and their experiences. A quantitative measure - the number of times community members have visited the site - was included to provide additional perspective on the traditional values associated "Old Lady of the Falls".

Healing Spiritual Values	How many times have you been to Parry Falls? (1 / 2 / 3 / 4 / 5 / 6 / 7 More)
	Why is Parry Falls Important to You?
	Do you have any stories about Parry Falls and what it has done for the people?

The community researchers conducted the questionnaire with a sample of twenty-nine (29) community members - eight (8) elders, eight (8) adults and thirteen (13) youth.

3.2.8 Impacts of Development on the Land (Water)

Given the increasing number of projects in the region and their complexity, the researchers felt that community members did not have enough information in hand to clearly comment about the various projects.

The researchers therefore decided the most appropriate method would be to review comments made by community members during consultation meetings with the various developers as recorded in the minutes. The home-visit approach to gathering information was therefore modified to one of existing information review.

3.2.9 Current Land Use

The community researchers conducted twenty-seven (27) home-visits with hunters, trappers and land users in the community. The respondents ranged in age from twenty to eighty years old. Only one woman trapper was interviewed. All other respondents were male. The researchers collected a range of quantitative information about land use. They decided to focus on travel routes and sites related to hunting and trapping and the visitation of spiritual sites. They asked community members to map out their travel routes using mylar overlays and 1:250 000 scale map sheets. Rather than carry these

materials house to house, the researchers encouraged their informants to come to the office to map their information. The majority of the information collected related to hunting and trapping rather than spiritually related land use.

<i>Cultural Preservation Land Use (Current)</i>	<u>Hunting:</u> 1. During the past year did you hunt or trap for food? 2. How many years have you been hunting? 3. How was hunting last year (refers to # of animals)? Caribou Beaver Moose Geese Muskox Muskrat Porcupine 4. How did this year's hunting compare with previous years? 5. What was the cause of the change? 6. Can you draw your hunting area for 1997 on the map? 7. Where do you go if there is no hunting close by? 8. Do you have any interesting stories about hunting that you would like to share with us?
	<u>Trapping</u> 1. During the past year did you trap for fur? With whom? 2. How many years have you been trapping? 3. How was the trapping last year? (refers to # of animals) Wolverine Mink Beaver Marten Wolf Fox 4. How did trapping this year compare with previous years? 5. What was the cause of the change? 6. Can you draw your trap line for 1997 on the map? 7. What weather conditions are most favourable for trapping these species? 8. Do you have any interesting stories about trapping that you would like to share with us?

3.2.10 Togetherness - Good Communication

For ease of data collection the researchers focused on the communication between various community organizations. They consulted two key organisational representatives - Lucy Sanderson (Wildlife, Lands and Environment Co-ordinator) and Addie Jonnasson (Health and Social Services) to assist in developing the questionnaire. The questionnaire was completed by 17 organizational representatives in the community including members of Chief and Council.

<i>Self- Government Working Together</i>	What does working together mean to you?
---	---

	What positive things do you see with different organizations working together?
	What other positive things would you like to see happening?
	What kind of fun things would you like to see happening in different organizations?
	Do you have any encouraging words that you would like to share about working together?

3.2.11 Traditional Knowledge and Skills (Dene Songs)

The community researchers developed questions for gathering information about drumming with the assistance of researchers doing similar studies in other parts of the north including Cindy Allen of the Department of Musicology at Carleton University and Nicole Beaudry from the Department of Music at the University of Quebec.

The community researchers did a set of focused interviews with seven (7) community members who were known as drummers. Community members with skills in fiddling were also interviewed. Because of the nature of the information (song), community members were interviewed using the video camera and audio-mini-disc recorder. Each interview took about an hour. The video and audio discs are stored in the Wildlife, Lands and Environment Office.

<i>Cultural Preservation Traditional Knowledge and Skill (Drumming)</i>	Do you know any drum songs?
	Can you play them for us?
	Do you have any stories about these songs that you would like to share with us?
	Where did you learn these songs?
	Where did the songs come from?
	What are the songs about?

3.2.12 Traditional Knowledge and Skills (Caribou Use)

On the recommendation of the Wildlife, Lands and Environment Committee and elders who were consulted by the researchers, a caribou-dressing workshop was held rather than a set of home-visits. The community researchers asked an elder (J.B. Rabesca) to provide information to the students about properly respecting, harvesting and preparing caribou meat. School students were invited to the community hall, while the elder skinned the caribou and explained the different parts. A translator relayed the information to the students. The elder told stories about how to identify a healthy caribou and named all the important parts of the caribou in Chipewyan for the students. The students had a good laugh when J.B. demonstrated calling for caribou. The workshop was video-taped. A few days later, the community researchers showed the students how to cut up hindquarters and to make dry-meat. The students and a few adults also had a chance to make dry-meat. This dry-meat making workshop was also video-taped.

Cultural Preservation Traditional Knowledge and Skill (Caribou Use)	Where do you get your caribou meat from?
	What is your favourite part?
	Why are some meats more tender?
	How do you know if the caribou is male, female, young or old?
	How do you know which one to kill? (signs)
	How are each of the caribou parts used?
	How long do caribou live?
	Do you have any stories about caribou that you would like to share with us?

3.2.13 Economic Development / Family Wellness

Impacts of mineral resource development on families

A total of forty (40) people were interviewed about mining developments in our area. We mostly focused this interview on the young people and the youth in school from grades four (4) to nine (9). The age range of the interviewees from nine (9) years old to over fifty (50). We decided to interview the young people because they are our next generation and most likely they will be working at one of the development sites.

Economic Development / Family Wellness – Impacts of mineral resource development on families	1. What do you know about mining in this area?
	2. What do you feel will be the benefits of the mining developments for people in the community?
	3. What kinds of negative effects do you feel that mining will have on people?
	4. Are you interested in working on one of the mining developments? What kind of job?
	5. Do you have any predictions related to these projects?
	6. Overall, do you agree with mining in the region?

3.2.14 Traditional Knowledge and Skills – Traditional Values

Respect for Betsi Ghie

A total of thirty-five (35) people were interviewed about Betsi Ghie where the water is alive. We picked mostly the elders because we thought they would have heard stories passed down from our ancestors or maybe have experienced some incident in that area. We interviewed twenty (20) elders, five (5) people 50 (fifty) and over, six (6) people forty-four (44), three (3) people thirty-three (33) and one person (1) who was twenty (20) years old.

Traditional Knowledge – Traditional Values – Respect for Betsi Ghie	Do you know the place called Betsi Ghie?
	Do you know why they say the “water is alive” there?
	Why do you think the water reacts the way it does?
	What can you do if the water reacts towards you?
	How can you show respect for that area?

	Do you have any stories or personal experiences related to the place called Betsi Ghie?
--	---

3.2.15 Individual Health – Physical Wellness (Incidents of Cancer and Tuberculosis)

A total of 32 people were interviewed about cancer. We randomly picked people from each household. We interviewed people aged twenty to eighty. We mostly interviewed elders on this because we could ask them about their late parents. We defined family as their immediate family including grandparents.

Individual Health – Physical Wellness – Incidence of Cancer and Tuberculosis	How many people in you family have had cancer?
	Do you know what causes cancer?
	How many people in your family have had tuberculosis?
	What is the cause of tuberculosis?

3.2.16 Cultural Education – Opportunities for Educating Youth

A survey was conducted on traditional knowledge and skills living on the land. Ten elders were interviewed about their experiences traveling and living off the land with youth. Elders were asked about the best ways to teach youth how to live on the land (traditional knowledge and skills).

<i>Cultural Education – Opportunities for Educating Youth</i>	What is the best way to teach youth to live on the land?
--	--

3.2.17 Effectiveness of the Leadership Capacity for Decision-Making Motions / BCRs of Council

The community researchers reviewed Band Council Meeting Minutes for the six-month period of December 1998 to May 1999.

<i>Effectiveness of the Leadership – Capacity for Decision-Making Motions / BCRs of Council</i>	How many Band Council Meetings were held in the last six months?
	What kind of meetings were they?
	What were the issues dealt with during those meetings?
	How many BCRs and Motions were made?

3.2.18 Infrastructure and Services – Quality of Services (Coop Health Centre / Renewable Resource Officer)

A total of forty-four (44)⁸ people were interviewed regarding services in the community. We interviewed boys and girls from the following age categories (13-17), (18-39), (40-59) and 60 up. We, the community researchers with guidance from the Youth Advisory Committee decided to interview people regarding the quality of services in the community. To develop the questions we consulted with the managers and staff of the departments and agencies we were studying.

Infrastructure and Services – Quality of Services Coop	How can we encourage our people to respect what they own like the co-op store?
	What do you think the co-op staff needs to work well?
	Have you noticed any improvements in the local co-op store with recent change in management?
	Do you have any positive feedback to give to the co-op staff?
Infrastructure and Services – Quality of Services Renewable Resource Officer	On wildlife and land management – What are the Dene Laws?
	Do you feel the community and the Renewable Resources Officer are currently working well to respect the Dene Laws?
	What can community members do to better respect the land, water and wildlife?
	How can the Renewable Resource officer work better with the community?
Infrastructure and Services – Quality of Services Health Center	What does it mean to have good quality health care?
	What positive changes would you like to see happening at the Health Centre?
	What kind of delivery programs or services would you like to see?

3.2.19 Togetherness – Volunteerism

A total of forty-four (44) people were interviewed about volunteering in the community. We interviewed boys and girls from the following age categories (13 – 17) (18 – 39) (40 - 59) and 60 up. We decided to interview people on volunteerism because we are concerned about the level of volunteerism and how it might be affected by mining.

Togetherness – Volunteerism	Are you willing to volunteer?
	What is your opinion on why some people are not willing to volunteer?
	How can we encourage more people to volunteer?
	What kind of volunteer work are you willing to do?
	Are you willing to volunteer to teach culture to the young people?

3.2.20 Family Wellness / Child Wellness / Traditional Knowledge Values of Respect held by Children and Youth

We had a little mini workshop with three classrooms to get the students points of view about what it means to respect themselves, their family and property. There are three questions.

Family Wellness / Child Wellness /	What does it mean to respect yourself?
	What it means for them to respect your family?

Traditional Knowledge – Values of Respect held by Children and Youth	What does it mean to respect property?
--	--

3.2.21 Healing – Healing Services (Meeting the Needs of the Community)

The healing services questionnaire is a total of 40 interviews that were conducted in the community of Lutsel K'e. We focused on different age categories (10-19) (20-40) (41-60) (61-over), and we randomly picked 10 people from each category.

Healing – Healing Services Meeting the Needs of the Community	What kind of support is currently in place for people that are trying to keep sobriety or improve on personal growth?
	How can you be supportive to others?
	What kind of approach are you taking regarding personal growth?
	What gives you strength in sobriety or personal growth?
	Are there any recommendations? (e.g. for Chief and Council or Drug and Alcohol Worker)

3.3 Information Gathering – Cycles Eight-Fourteen

3.3.1 Quantitative Information Gathering: Adult and Youth Surveys

The information gathering changed in Cycles Eight-Fourteen (2000-02). Two quantitative surveys of “counting questionnaires” were developed with Dr. John O’Neil from the University of Manitoba. These quantitative surveys were derived using the qualitative results from Cycles 1-7. The impact hypotheses outlined in Section 4.4 effectively demonstrate how the qualitative results informed the process of quantitative survey question generation. The potential impacts of change in the community, as outlined by project participants during qualitative result evaluations, were used to guide the formulation of the quantitative survey questions (particularly the final impact hypotheses as bolded in Section 4.4). The community researchers used this questionnaire to gather specific quantitative information from the community about all of the indicators defined during the 1996 pilot project.

This questionnaire (Community Health Survey) was conducted in April 2000, September 2000, January 2001 and January 2002. The questionnaire was administered to all community members 10 years old and over. Because of issues related to literacy in the community and the relative unfamiliarity of community members with this kind of tool for information gathering, the community researchers visited each community member and filled out the questionnaire with them.

Following the completion of the home-visits, the community researchers entered the information in an Excel database. The database had already been developed with the guidance of Dr. John O’Neil and technical assistance from Tamarack Computers. This database allowed the community researchers to answer questions about the community

and the indicators using independent variables such as age, gender, employment status, and overall health rating.

Reporting the information to the community was another important aspect of the quantitative information gathering process. The community researchers did presentations in the community to present all the results for the Wildlife, Lands and Environment Committee, the Chief and Council and the public. Specific information related to various local agencies (i.e. housing, Health and Social Services, Municipal Services, local Committees) was also prepared. In this way the community researchers hope that the information can be used to assist local organizations in dealing with the changes in the community.

In addition to the more general Community Health Survey, another questionnaire was devised during the 2001-2002 monitoring cycles (Cycles Thirteen and Fourteen). This questionnaire (Mine Employee and Spouse Survey) was specifically developed in order to explore in further depth the impacts of the mining economy upon families in Lutsel K'e. These questionnaires largely followed the format of the "counting questionnaires" developed for the Community Health Survey, though some of the questions required answers that were in sentence form. Analysis of people's answers to this questionnaire largely followed the format of the "counting questionnaire" (i.e. graphs and percentiles), though questions that required longer answers were analyzed by categorizing into themes.

The following pages contain copies of the counting questionnaires used from 2000-2002. There were minor changes to each questionnaire from 2000-2001 and 2001-2002, changes that served to clarify the answers of respondents.

Community-Based Monitoring

Adult Survey on Community Health (January 2002)

Age _____

Interviewee Code _____

Gender _____

Date _____

1. Are you currently employed?	Full - time Part-time Casual Seasonal Not Employed Student	1 2 3 4 5 6
2. Have you had a job lasting more than a month in the last year?	Full - time Part-time Casual Seasonal Not Employed	1 2 3 4 5
3. Are you employed in the mining industry?	Yes No	1 2
4. Have you left a job in the mining industry in the last year?	Yes No	1 2
5. Would you be interested in a job in the mining industry?	Yes No	1 2
6. Would you be interested in a job in the community?	Yes No	1 2
7. Have you made any major purchases (over \$2000) in the last year to support you and your family on the land activities?	Yes No	1 2
8. Have you made any major improvements to your home over \$1000 in the last year?	Yes No	1 2
9. How many nights have you spent out on the land in the last year?	0 1-5 nights 6-10 nights 11-20 nights over 20 nights	1 2 3 4 5

10. Have you contacted a drug and alcohol worker in the last year?	Yes No	1 2
11. Has the community been able to provide you with adequate drug and alcohol services in the last year?	Yes No Not Required	1 2 3
12. Would you like to see a Health Worker for any of the following:		
a) Parenting Support	Yes No	1 2
b) Relationship issues	Yes No	1 2
c) Money problems	Yes No	1 2
d) Grieving	Yes	1

	No	2
e) On going Support for Sobriety	Yes No	1 2
f) Violence / Sexual Abuse	Yes No	1 2
g) Personal Issues	Yes No	1 2
h) Other	Yes No	1 2
13. How many meals of caribou meat did you eat in the last week?	0 1 2 3 4 5 6 or more	1 2 3 4 5 6 7
14. Where do you usually get your caribou meat?	Community Freezer Family Member Other People in the Community I hunt myself	1 2 3 4
15. Have you eaten any caribou liver, kidney, heart or head in the last week?	Yes No	1 2

16. Did you go to Parry Falls this past year for spiritual reasons?		
a) Spring	Yes No	1 2
b) Summer	Yes No	1 2
17. Do you own your own home?	Yes No	1 2
18. Do you think your current house is over crowded?	Yes No	1 2
19. Do you think your current house is need of repair?	Yes No	1 2
20. In the last year, how often did you participate in:		
a) Drum dances	0 1 2 3 4 5 6 or more	1 2 3 4 5 6 7
b) Hand-games	0 1 2 3 4 5 6 or more	1 2 3 4 5 6 7
c) How many traps did you set in the last year?	0	1

		1-20 21-40 40-60 60-80 80 or more	2 3 4 5 6
21. Did you go hunting for geese / ducks in the last year?		Yes No	1 2
22. Did you go out to make dry-fish in the last year?		Yes No	1 2
23. Did you go on the fall hunt to Artillery Lake this last fall?		Yes No	1 2
24. Do you know the place called BetsiGhie?		Yes No	1 2
25. Are you concerned about the long term environmental impacts of mining in the area?		Very concerned Somewhat Concerned Not Concerned	1 2 3
26. How many caribou have you harvested in the last year?		None 1-10 10-30 More than 30	1 2 3 4
27. How many time have you taken a youth caribou hunting in the last year?		0 1-10 More than 10	1 2 3
28. How many times have you volunteered for a community event (e.g. feast/helping an elder) in the last year?		0 1-10 More than 10	1 2 3
29. How many public meetings have you attended in the last year?		0 1-10 More than 10	1 2 3
30. How would you rate the services of the following organizations:			
a) Chief & Band Council		Excellent Good Fair Poor	1 2 3 4
b) Wildlife, Lands and Environment Committee		Excellent Good Fair Poor	1 2 3 4
c) Health Centre		Excellent Good Fair Poor	1 2 3 4
d) Drug/Alcohol Programs		Excellent Good Fair Poor	1 2 3 4
e) Coop		Excellent Good Fair Poor	1 2 3 4

f) Renewable Resources	Excellent Good Fair Poor	1 2 3 4
g) School	Excellent Good Fair Poor	1 2 3 4
h) Elders' Care	Excellent Good Fair Poor	1 2 3 4
i) Municipal Services	Excellent Good Fair Poor	1 2 3 4
j) Recreation Department	Excellent Good Fair Poor	1 2 3 4
k) Economic Development	Excellent Good Fair Poor	1 2 3 4
l) Lutsel K'e Housing Authority	Excellent Good Fair Poor	1 2 3 4
m) P.O.L (Gas & Fuel Services)	Excellent Good Fair Poor	1 2 3 4
n) R.C.M.P.	Excellent Good Fair Poor	1 2 3 4
31. What percentage of your groceries do you buy at the Lutsel K'e Coop?	All Most Some None	1 2 3 4
32. Do you speak Chipewyan at home?	All the time Frequently Sometimes Not very much None	1 2 3 4 5
33. How would you rate your current state of health?	Excellent Good Fair Poor	1 2 3 4
34. If you have any children, are you confident that they will have a good future?	Yes No	1 2

		Not Applicable	3
--	--	----------------	---

Community-Based Monitoring
Mining Employee Questionnaire (November 2001)

Age _____
Gender _____

Interviewee Code _____
Date _____

Q1. Are/were you employed?

Q2. Which Company are/were you employed with?

Q3. When did you start work?

Q4. What is/was your job title?

Q5. What kind of work schedule do/did you have?

Q6. Is/was your work schedule affecting you at home?

Q7. Is/was your work affecting you at home?

Q8. What do/did you like about your job?

Q9. How can/could of your job be improved?

Q10. Is/was there any promotion in your job?

**Q11a. Do you think employment at the mines affects people's traditional way of life?
How?**

Q11b. Is/was your employment affecting your traditional way life?

Q12. Why are/were you hanging on to your job?

Q13. If you were making the same money here would you prefer to work in town?

**Q14. Have there been more family break-ups since the mining development started?
Yes or No.**

Q15. If you are no longer working, why did you leave your job?

Q16. Is there any other comment?

Community-Based Monitoring
Mining Employee Spouse Questionnaire (November 2001)

Age _____
Gender _____

Interviewee Code _____
Date _____

- 1) What is/was your spouse work schedule?
- 2) How is this schedule affecting the family?
- 3) Would you prefer your spouse working in town?
- 4) Since Spouse started work at the mining sector do you think going out on the land activities changed?
- 5) Is/was your spouse's work affecting your family?
- 6) How has the employment benefited the family?
- 7) Would you want a job at the mining sector?
- 8) How could things be better for you and your family while spouse employed at the mines?
- 9) Is there any other comments?

Community-Based Monitoring
Adult Survey on Community Health (January 2001)

Age _____
Gender _____

Interviewee Code _____
Date _____

1. Are you currently employed?	Full - time Part-time Casual Seasonal Not Employed	1 2 3 4 5
2. Have you had a job lasting more than a month in the last six months?	Full - time Part-time Casual Seasonal Not Employed	1 2 3 4 5
3. Are you employed in the mining industry?	Yes No	1 2
4. Have you left a job in the mining industry in the last six months?	Yes No	1 2
5. Would you be interested in a job in the mining industry?	Yes No	1 2
6. Would you be interested in a job in the community?	Yes No	1 2
7. Have you made any major purchases (over \$2000) in the last six month to support you and your family in on the land activities?	Yes No	1 2
8. Have you made any major improvements to your home over \$1000?	Yes No	1 2
9. How many nights have you spent out on the land in the last six months?	0 1-5 nights 6-10 nights 11-20 nights over 20 nights	1 2 3 4 5
10. Have you contacted a drug and alcohol worker in the last six months?	Yes No	1 2
11. Has the community been able to provide you with adequate drug and alcohol services in the last six months?	Yes No Not Required	1 2 3
12. Would you like to see a Health Worker for any of the following:		
a) Parenting Support	Yes No	1 2
b) Relationship issues	Yes No	1 2
c) Money problems	Yes No	1 2
d) Grieving	Yes	1

	No	2
e) On going Support for Sobriety	Yes No	1 2
f) Violence / Sexual Abuse	Yes No	1 2
g) Personal Issues	Yes No	1 2
h) Other	Yes No	1 2
13. How many meals of caribou meat did you eat in the last week?	0 1 2 3 4 5 6 or more	1 2 3 4 5 6 7
14. Where do you usually get your caribou meat?	Community Freezer Family Member Other People in the Community I hunt myself	1 2 3 4
15. Have you eaten any caribou liver, kidney, heart or head in the last week?	Yes No	1 2
16. Did you go to Parry Falls this past year for spiritual reasons?		
a) Spring	Yes No	1 2
b) Summer	Yes No	1 2
17. Do you own your own home?	Yes No	1 2
18. Do you think your current house is over crowded?	Yes No	1 2
19. Do you think your current house is need of repair?	Yes No	1 2
20. In the last six months, how often did you participate in:		
a) Drum dances	0 1 2 3 4 5 6 or more	1 2 3 4 5 6 7
b) Hand-games	0 1 2 3 4 5 6 or more	1 2 3 4 5 6 7
c) How many traps did you set in the past six months?	0	1

		1-20 21-40 40-60 60-80 80 or more	2 3 4 5 6
21. Did you go hunting for geese / ducks in the past six months?		Yes No	1 2
22. Did you go out to make dry-fish in the past six months?		Yes No	1 2
23. Did you go on the fall hunt to Artillery Lake this past fall?		Yes No	1 2
24. Do you know the place called BetsiGhie?		Yes No	1 2
25. Are you concerned about the long term environmental impacts of mining in the area?		Very concerned Somewhat Concerned Not Concerned	1 2 3
26. How many caribou have you harvested in the last six months?		None 1-10 10-30 More than 30	1 2 3 4
27. How many time have you taken a youth caribou hunting in the last six months?		0 1-10 More than 10	1 2 3
28. How many times have your volunteered for a community project (e.g. BINGO) in the last six months?		0 1-10 More than 10	1 2 3
29. How many public meetings have you attended in the last six months?		0 1-10 More than 10	1 2 3
30. How would you rate the services of the following organizations:			
a) Band Council		Excellent Good Fair Poor	1 2 3 4
b) Wildlife, Lands and Environment Committee		Excellent Good Fair Poor	1 2 3 4
c) Health Centre		Excellent Good Fair Poor	1 2 3 4
d) Drug/Alcohol Programs		Excellent Good Fair Poor	1 2 3 4
e) Coop		Excellent Good Fair Poor	1 2 3 4
f) Renewable Resources		Excellent Good	1 2

		Fair Poor	3 4
g) School		Excellent Good Fair Poor	1 2 3 4
h) Elders' Care		Excellent Good Fair Poor	1 2 3 4
i) Municipal Services		Excellent Good Fair Poor	1 2 3 4
31. What percentage of your groceries do you buy at the Lutsel K'e Coop?		All Most Some None	1 2 3 4
32. Do you speak Chipewyan at home?		Yes No	1 2
33. How would you rate your current state of health?		Excellent Good Fair Poor	1 2 3 4
34. If you have any children Are you confident that they will have a good future?		Yes No Not Applicable	1 2 3

**Community-Based Monitoring
Youth Survey on Community Health (August 2000)**

Age _____ **Interviewee Code** _____
Gender _____ **Date** _____

1. Would you be interested in a job in the mining industry?	Yes No	1 2
2. Would you be interested in a job in the community?	Yes No	1 2
3. How many nights have you spent out on the land in the last six months?	0 1-5 nights 6-10 nights 11-20 nights over 20 nights	1 2 3 4 5

4. Have you contacted a drug and alcohol worker in the last six months?	Yes No	1 2
5. Has the community been able to provide you with adequate drug and alcohol services in the last six months?	Yes No Not Required	1 2 3

6. Would you like to see a Health Worker for any of the following:		
a) Parenting Support	Yes No N/A	1 2 3
b) Relationship issues	Yes No N/A	1 2 3
c) Money problems	Yes No	1 2
d) Grieving	Yes No	1 2
e) On going Support for Sobriety	Yes No N/A	1 2 3
f) Violence / Sexual Abuse	Yes No	1 2
g) Personal Issues	Yes No	1 2
h) Other	Yes No	1 2
7. How many meals of caribou meat did you eat in the last week?	0 1 2 3 4 5 6 6 or more	1 2 3 4 5 6 7
8. Did you get this meat from the community	Yes	1

freezer?		No	2
9. Have you eaten any caribou liver, kidney, heart or head in the last week?		Yes No	1 2
10. Did you go to Parry Falls this past year for spiritual reasons?			
a) Spring		Yes No	1 2
b) Summer		Yes No	1 2
11. Do you think your current house is over crowded?		Yes No	1 2
12. Do you think your current house is need of repair?		Yes No	1 2
13. In the last six months, how often did you participate in:			
a) Drum dances,		0 1 2 3 4 5 6 or more	1 2 3 4 5 6 7
b) Hand-games		0 1 2 3 4 5 6 or more	1 2 3 4 5 6 7
14. How many traps did you set in the past six months?		0 1-20 21-40 40-60 60-80 80 or more	1 2 3 4 5 6
15. Did you go hunting for geese / ducks in the past six months?		Yes No	1 2
16. Did you go out to make dry-fish in the past six months?		Yes No	1 2
17. Did you go on the fall hunt to Artillery Lake this past fall?		Yes No	1 2
18. Do you know the place called BetsiGhie?		Yes No	1 2
19. Are you concerned about the long term environmental impacts of mining in the area?		Very concerned Somewhat Concerned Not Concerned	1 2 3
20. How many caribou have you harvested in the last six months?		None 1-10 10-30 More than 30	1 2 3 4
21. How many times have your volunteered for a		0	1

community project (e.g. BINGO) in the last six months?		1-10 More than 10	2 3
22. How many public meetings have you attended in the last six months?		0 1-10 More than 10	1 2 3
23. How would you rate the services of the following organizations:			
a) Band Council		Excellent Good Fair Poor	1 2 3 4
b) Health Centre		Excellent Good Fair Poor	1 2 3 4
c) Drug/Alcohol Programs		Excellent Good Fair Poor	1 2 3 4
d) Coop		Excellent Good Fair Poor	1 2 3 4
e) Renewable Resources		Excellent Good Fair Poor	1 2 3 4
f) School		Excellent Good Fair Poor	1 2 3 4
h) Elders' Care		Excellent Good Fair Poor	1 2 3 4
i) Municipal Services		Excellent Good Fair Poor	1 2 3 4
24. Do you speak Chipewyan at home?		Yes No	1 2
25. How would you rate your current state of health?		Excellent Good Fair Poor	1 2 3 4
26. Are you confident that your children will have a good future?		Yes No N/A	1 2 3

27. How would you rate community's support for youth activities?	Excellent Good Fair Poor	1 2 3 4
28. Do you feel that your education in Lutsel K'e has prepared you for further education and training?	Excellent Good Fair Poor	1 2 3 4
29. Are you willing to move out of town to further your education?	Yes No	1 2

3.3.2 Monitoring Workshops

A series of monitoring workshops were held to gather new ideas and perspectives about changes in the indicators defined from the pilot project. These were the primary mechanisms for interpreting and evaluating the results generated during each cycle of the study. These workshops also provided opportunities for community members to reflect on results already collected during Cycles One-Seven. The overall aim was to involve community members in an open-ended discussion about any changes taking place in the community, consider why those changes are taking place and consider the opportunities for maximizing benefits and mitigating negative effects.

The workshops used the impact hypotheses illustrated in Figures 41-59 as guides for discussion during the monitoring workshops. Workshops were organized according to the themes of self-government, healing and cultural preservation. During the months of May-August each year, workshops were conducted with different groups in the community including elders, adults, youth as well as local agencies and the leadership. Specific groups and organizations targeted for monitoring workshops include:

- Chief and Council
- Wildlife, Lands and Environment Committee
- District Educational Authority
- Health and Social Services Board and Staff
- Elders
- Youth
- Denesoline Corporation Board of Directors
- Recreation Committee
- Negotiations Caucus Groups (Treaty Entitlement, De Beers IBA)

Impact hypotheses were presented in a narrative format (e.g. How do you think more mining activity will change how much traditional food people eat? Will employees and their families be affected?) to those participating in the workshops and assumptions in the hypotheses were verified or amended. (See Section – 3-7).⁹

3.4 Method for Use of Results

Use of project results is another aspect of the methodology which requires discussion. As a community-based process, the two most legitimate users of the information are the community members themselves and the local leadership. There are potentially three ways in which the results might be used - (1) self-reflection, (2) community planning and for (3) gauging potential impacts of resource development.

3.4.1 Self-Reflection for Community Members

Knowledge gained through "Community-Based Monitoring" can be a useful tool for self-reflection. As community members provide input and receive feedback through reporting, a greater awareness can emerge about current changes and potential changes in the journeys of Self-Government, Healing and Cultural Preservation (Figure 1).

Lockhart (1990) describes some of the benefits of an action and community-oriented process of sharing knowledge in the context of dependency.

[It] encourages innovative as distinct from regulated approaches to problem definition and solution. The learning that takes place is public and emphasizes collective as well as individual costs and benefits. As a consequence, "ownership" of the development problem and hence "responsibility" for its solutions cannot so easily be delegated to, or co-opted by, outside interests. Most important of all, the action approach encourages participants to overcome the "culture of silence" (Friere 1984) that typifies the feelings of hopelessness that so characteristically overtake those who live under conditions of economic dependency. (Lockhart 1990, p.5)

While monitoring is often associated with measurement and data, the definition of community-based monitoring in northern Aboriginal communities may be somewhat different. Where there is a connection to traditional or otherwise common processes already in place in the community, greater ownership over monitoring can be developed. For example, during the pilot project monitoring was defined as "watching, listening, learning and understanding changes". Other potential conceptual frameworks for monitoring community health issues include storytelling and sharing circles.

3.4.2 Community Planning

The indicators from the pilot project are a set of measuring sticks which community leaders may find useful in community planning. Similar to visioning, the indicators reflect goal statements for community capacity building which can be used as lenses for decision making. For example, if the Band Council is faced with the task of deciding whether to implement program (A) or program (B), they might consider which program would better build community capacity in self-government, healing and/or cultural preservation.

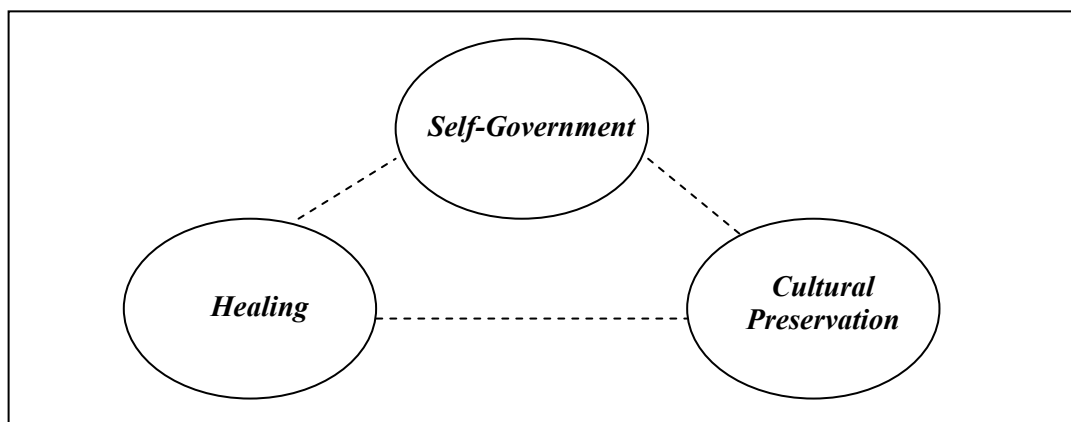


Figure 2. Journeys of Change – Community-Based Monitoring Pilot Project (1996)

3.5 Communication

A summary of the results from Cycle One were communicated to the community through poster displays, reports to committees and ongoing and informal communication with other members of the community.

Communications during Each Cycle

- Informal Communication with Community Members
- Poster displays in Local Store, Health Centre and Band Office
- Workshops with community organizations to review cycle results of relevance to their area of expertise (i.e. Health and Social Services Staff reviewed results pertaining to social/health questions).
- Presentation of Interim Reports to the WLEC Committee, Elders Committee and Youth Committee

Annual Communications

- Detailed Evaluation of results with local Peer Review Committee (Stan Desiarlais. Marie Catholique. Jim Fatt. Chief Felix Lockhart)

Figure 3. Communications Community-Based Monitoring Pilot Project (1996)

3.6 Preparing the Annual and Final Reports

Annual and Final reports were prepared by Evelyn Marlowe, Brenda Parlee and Stephen Ellis (2001-2002 report) using data from the Community-Based Monitoring Pilot Project (1997), the Traditional Knowledge Study on Community Health (1998) and Community-Based Monitoring Cycles One-Fourteen.

3.7 Activities for the Year

The activities of the Community-Based Monitoring Project for 1997-2002 followed the cycles describe in the methods section. The cycles for each of the five years of the project are found in Figure 4.

<i>Cycle of the Community-Based Monitoring Project</i>	<i>Year</i>
Community-Based Monitoring Cycle One	1997
Community-Based Monitoring Cycle Two, Three and Four	1998-99
Community-Based Monitoring Cycle Five, Six and Seven	1999-00
Community-Based Monitoring Cycle Eight, Nine, Ten, Eleven and Twelve	2000-01
Community-Based Monitoring Cycle Thirteen, Fourteen	2001-2002

Figure 4. Cycles of the Community-Based Monitoring Project 1997-02

4. Results

A summary of results from each of the cycles of the Community-Based Monitoring Project are presented in this section. These results are organized according to the themes of self-government, healing and cultural preservation and by the year that the information was gathered. Due to the sensitivity of some of the issues addressed in the project (e.g. healing), results have not been presented for certain indicators. Those wishing to access either raw data or results that have not been included in the report can simply send a letter of request to the Lutsel K'e Wildlife, Lands and Environment Committee at Box 28, Lutsel K'e, NT X0E 1A0. The letter of information request should detail what data is being requested, for whom, and how it will be used.

The results are intended to provide insight into the well-being of the community over the four year study period through comparison of specific information.

Methods for information gathering have also varied between cycles of the project. For example between 1997-99, community researchers gathered both quantitative and qualitative information with small groups of community members or focus groups relevant to each indicator. In 2000-02, however, specific quantitative surveys were developed to address, in an integrated way, all of the indicators from the pilot project. Workshops with focus groups were also held to evaluate the results and gather more qualitative information, or stories about the well-being of the community. Because methods of information gathering evolved over the five year period, results can not be rigidly compared. Instead the results may be generally seen as a series of snap-shots or stories gathered from year to year that provide us insight into some key issues of community health and a general understanding of how the community changed from 1997 and 2002.

Indicators of Community Health
"The Dene Way of Life"
Lutsel K'e Dene First Nation, Northwest Territories
from the
Community-Based Monitoring Pilot Project (1996)

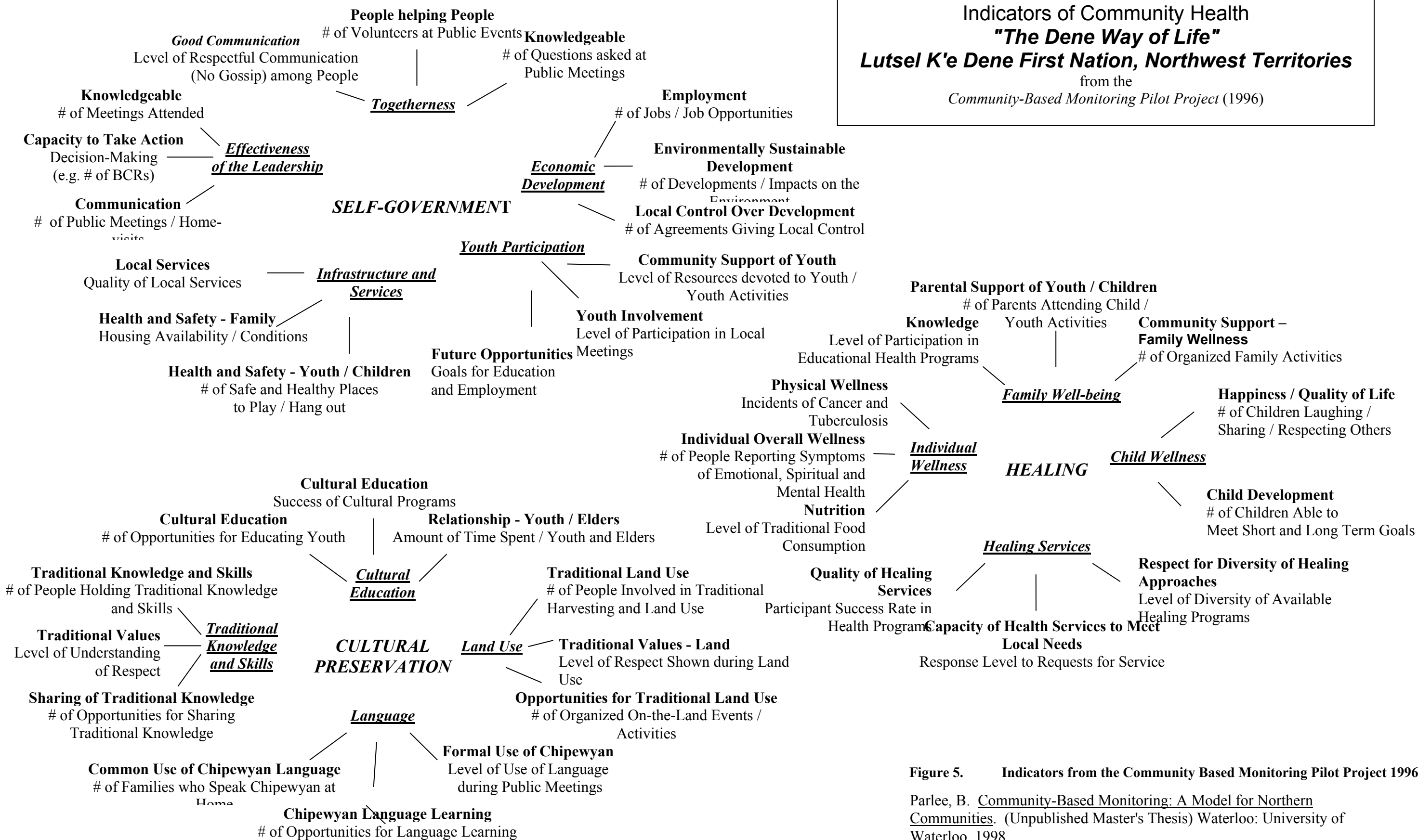


Figure 5. Indicators from the Community Based Monitoring Pilot Project 1996

Parlee, B. Community-Based Monitoring: A Model for Northern Communities. (Unpublished Master's Thesis) Waterloo: University of Waterloo, 1998.

4.1 Self-Government

4.1.1 Effectiveness of the Leadership

1999

In 1999, community researchers gathered information from Band Records regarding decision-making capacities of the Band Council. The questions guiding their study of Band Council included:

- How many Band Council Meetings were held in the last six months?
- What kind of meetings were they?
- What were the issues dealt with during those meetings?
- How many BCRs (Band Council Resolutions) and Motions were made?
-

Results from this investigation are not publicly available to the West Kitikmeot Slave Study due to the sensitivity of the results. It is important to note however, that less than 1% of the decisions made by Band Council were related to mineral resource development. However, it is also important to note that the Wildlife, Lands and Environment Committee, as an arm of the Band Council, was mandated to address issues (e.g. review of land use permits etc.) related to mineral resource development. Over 75% ¹⁰ of their meetings and decisions were related to mineral resource development.

2000-2002

In 2000-2002, community researchers asked community members to rate the quality of service provided by the Chief and Council, Wildlife, Lands and Environment Committee, Health and Social Services Board, District Educational Authority and other decision-making community organizations. Results from this investigation are not publicly available to the West Kitikmeot Slave Study due to the sensitivity of the results.

4.1.2 Economic Development

4.1.2.1 Employment in the Mining Sector

Between 1997-1999, community researchers gathered a broad range of information from community members recognized as employed in the mining industry. This information gathering revealed the number of community members employed full-time or part-time in the mining industry. It also revealed additional information about the nature of employment including:

- employment status
- if no longer employed, reasons for leaving job
- name of employer
- position
- length of employment
- likes/dislikes of the employee
- recommendations about training

1997

In (September) 1997, twenty (20) community members were employed on a short term basis (average. 6.5 weeks) and two (2) members were employed full-time employees in the mining industry. Those surveyed held a wide range of positions. Housekeeping and general labour were the most common. Others included geology surveyor (assistant), drill helper, and geologist

technician (assistant). Interest in employment in the mining sector was based on a range of factors.

1998

In 1998, community researchers asked the same questions of community members employed in the mining sector. The results of those interviews revealed that:

- 50% of Lutsel K'e Dene were employed Full-time at the mining sector.
- 14% of Lutsel K'e Dene were employed Part-time at the mining sector.
- 36% of Lutsel K'e Dene were employed Casuals at the mining sector.

Qualitative results were similar to those documented in 1997.

1999

In 1999, community researchers asked the same questions of community members employed in the mining sector. The results of those interviews revealed that:

- 33% of Lutsel K'e Dene were employed Full-time at the mining sector.
- 12% of Lutsel K'e Dene were employed Part-time at the mining sector.
- 55% of Lutsel K'e Dene were employed Casuals at the mining sector.

Qualitative results were similar to those documented in 1997.

1999-2002 Results¹¹

In 1999-2002, community researchers revealed additional quantitative results about employment in the mining sector through both the *Community Health Survey* and the *Mining Employee and Spouse Survey*. In 2001-2002, extra answer options were added to the questionnaire in order to distinguish those that are students and pensioners from those that are unemployed. Quantitative results from the *Community Health Survey* related to:

- general employment status (AQ1, AQ2)
- employment status in the mining industry (AQ3)
- interest in employment in the mining sector (vs. Interest in employment in the community) (AQ4, AQ5)

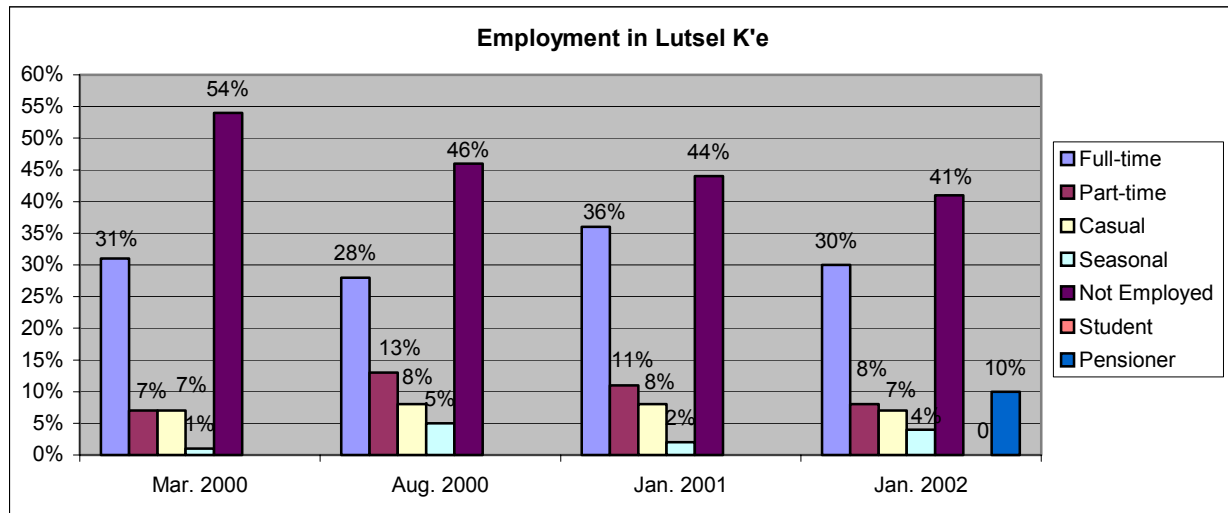


Figure 6. Employment in the community of Lutsel K'e - 2000-02

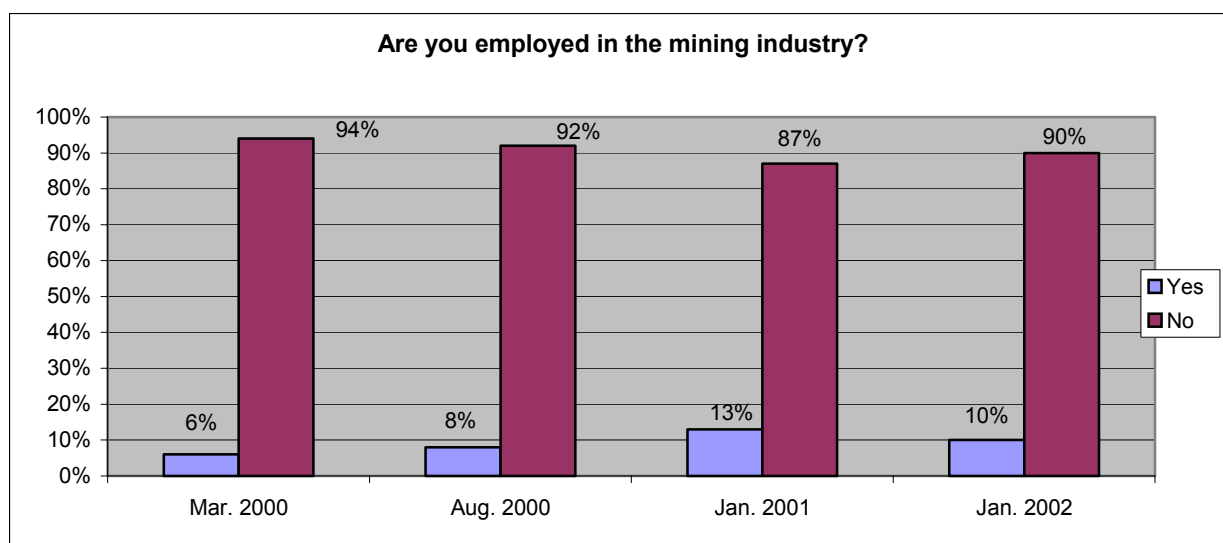


Figure 7. Employment in the Mining Sector 2000-02

Data on the number of community members employed in the mining industry is now available for the years 1997-2002. To understand more about this employment, we can compare the results from each of these years. As an example of how employment has changed during that period, the chart below presents results on full-time employment.

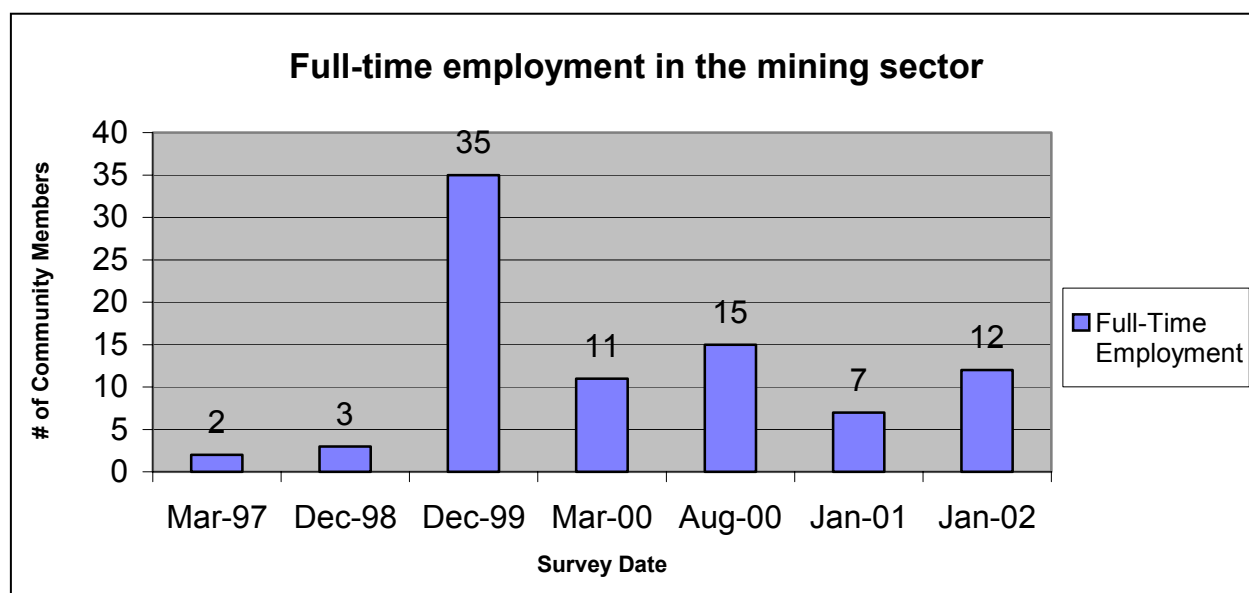


Figure 8. Full-time employees in the Mining Sector 1997-2002

From the November 2001 *Mining Employee and Spouse Survey*, a breakdown of where mining sector workers were employed was attained:

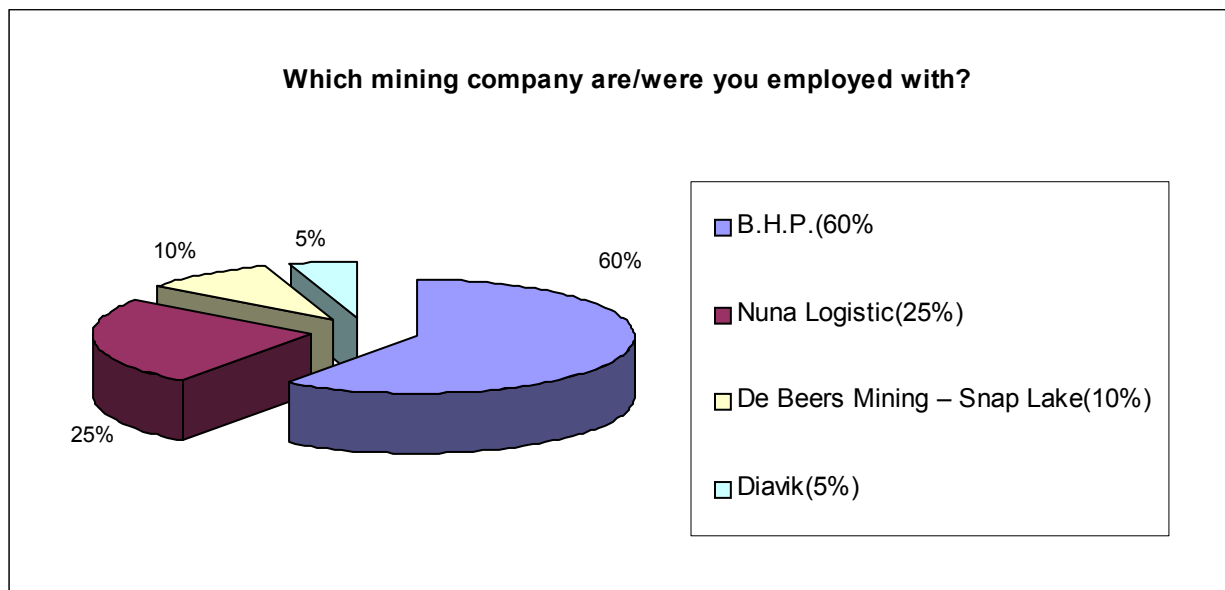


Figure 9. Employers of mining sector employees 2001

The *Mining Employee and Spouse Survey* also provided information on the specific jobs Mining Sector employees held:

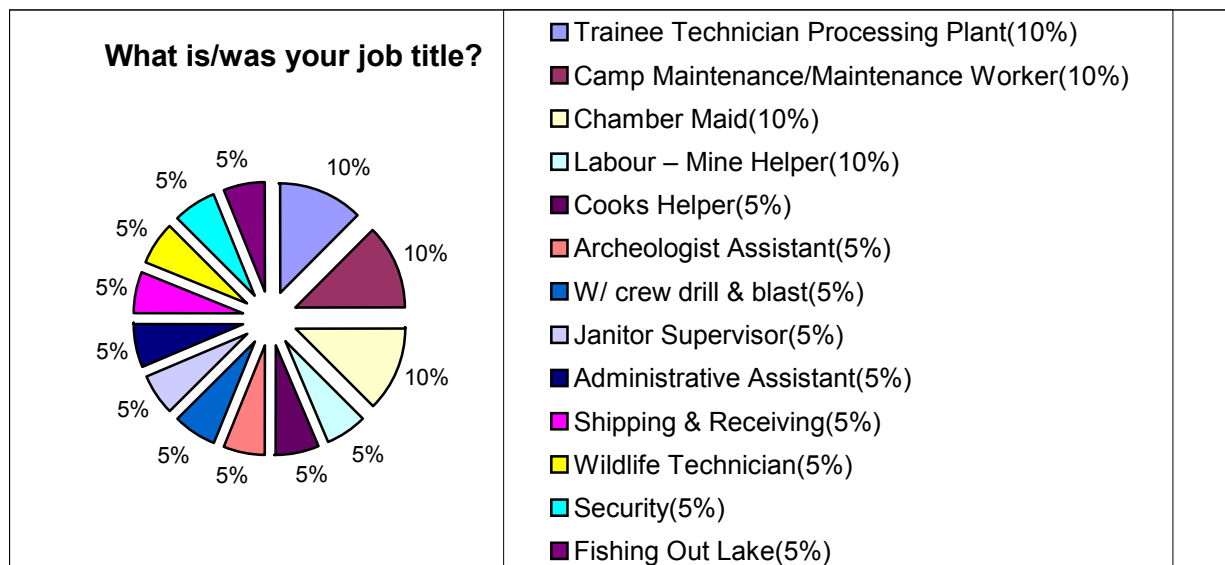


Figure 10. Job titles of mining sector employees 2001

4.1.2.2 Impacts of Development on the Land

1998

The resource development projects of concern during 1998 included:

- BHP Ekati Diamond Mine at Lac de Gras Area
- Diavik Diamonds Inc. – Proposed Diamond Mine at Lac de Gras
- Glacier Power – Proposed Hydroelectric development on the Barnston River
- Highwood Resources – Proposed Beryllium Mine (Bulk Sample) at Thor Lake
- Monopros Ltd. – Diamond Exploration at Kennady Lake
- Proposed Hydroelectric Development on the Lockhart River
- Proposed Mini Hydro- Snowdrift River

In addition the past impacts of the Stark Lake Uranium Mine, Talston Hydroelectric Development and Pine Pint Lead Zinc mine in Fort Resolution were of continued concern to community members.

2000-2002

During 2000-2002, community researchers gathered information from community members about their level of concern they had about the impact of mining on the health of the environment.

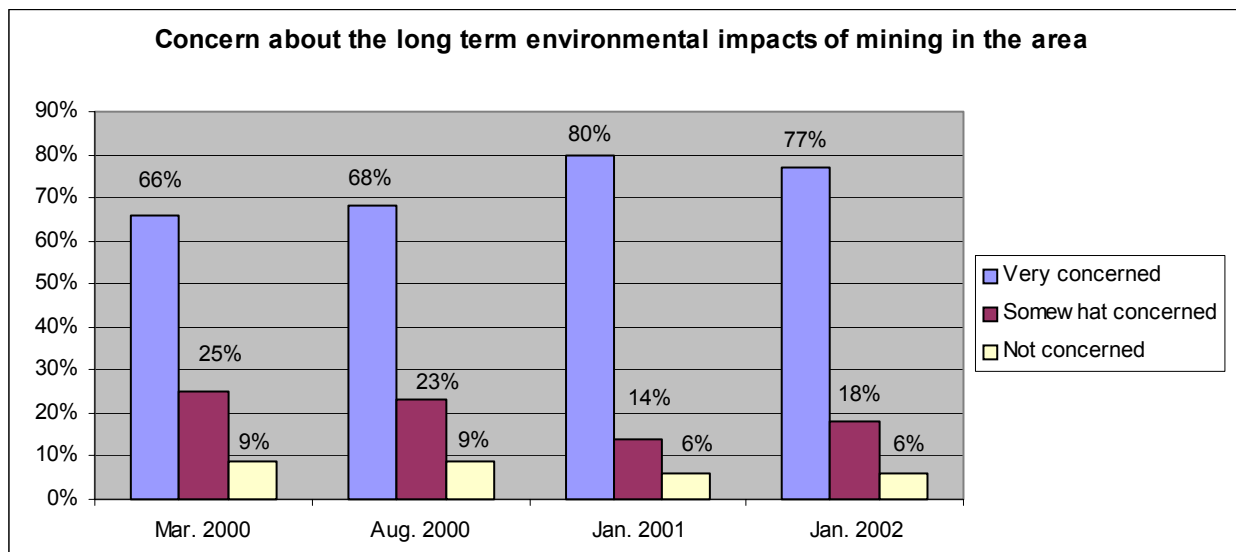


Figure 11. Concern about Environmental Impacts 2000-02

4.1.3 Togetherness

4.1.3.1 Volunteerism

In 1999, community researcher gathered information from community members about volunteerism in the community.

- The vast majority of interviewees (80%) said they were willing to volunteer in the community.

- The majority of interviewees (80%) suggested that the main reason people don't volunteer is that they need money.
- Many people (28%) suggested that more people would volunteer if they were encouraged or spoken to in a good way.
- Many interviewees (68%) said they were interested in a variety of volunteer work. When asked, 80% of adults and elders said they would volunteer to teach cultural traditions to the youth.

2000-2002

During 2000-2002, community researchers gathered information from community members about the amount of times they had volunteered in the community in the last year. The results are presented in the graphs below:

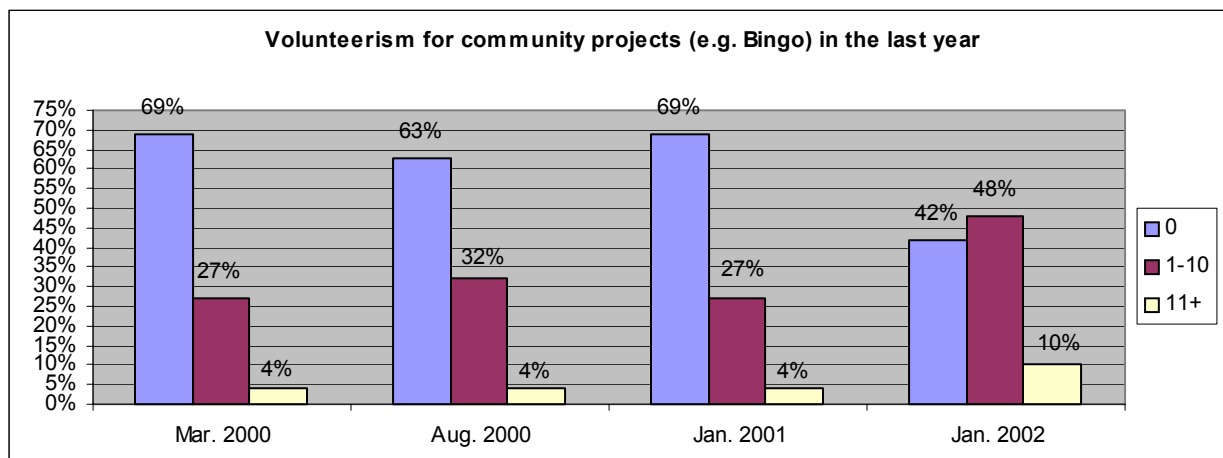


Figure 12. Adult Volunteerism in the Community 2000-02

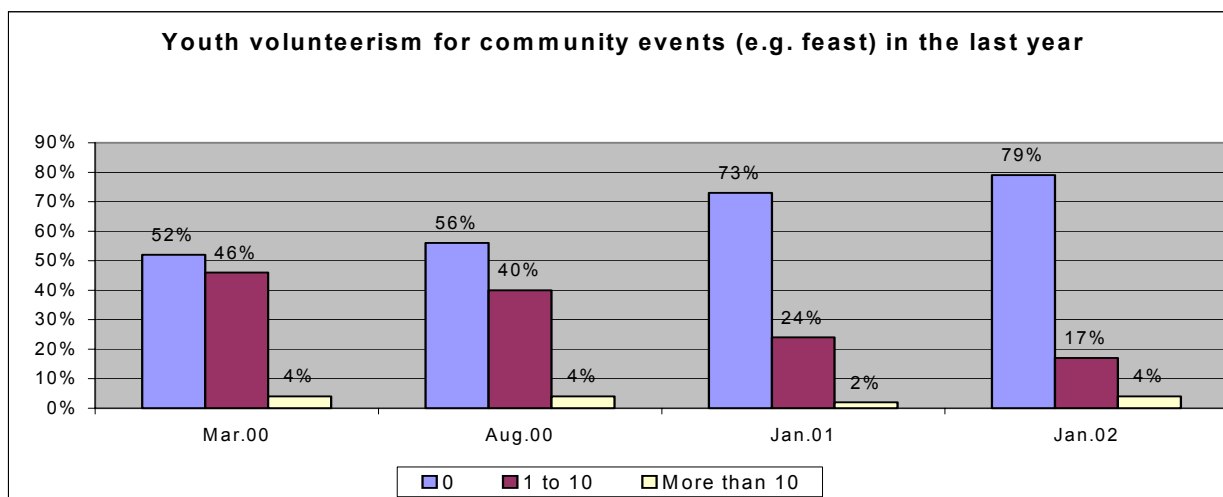


Figure 13. Youth Volunteerism in the Community 2000-02

4.1.2.2 Togetherness – Working Together

1998

In 1998, community researchers gathered information from organizations in the community about what it means to work together. Those community members interviewed interpret working together as: “sharing ideas”, “problem solving” and “working towards a common goal”. Respecting one another, cooperating, understanding and sharing each other’s roles and responsibilities are also seen as important elements of working together.

2000-02

In 2000-02, community researchers examined the capacity of the community to work together through their attendance at public meetings. They also asked youth about how they would rate community support for youth activities. The results of the survey showed that over half of community members in 2000-02 had not attended a public meeting in the last six months or year.

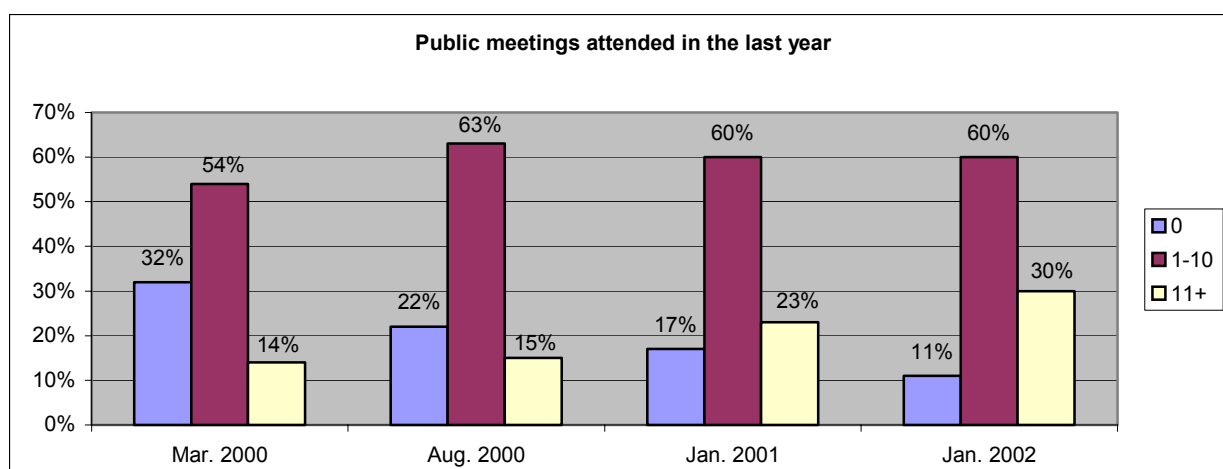


Figure 14. Adult Attendance at Public Meetings 2000-02

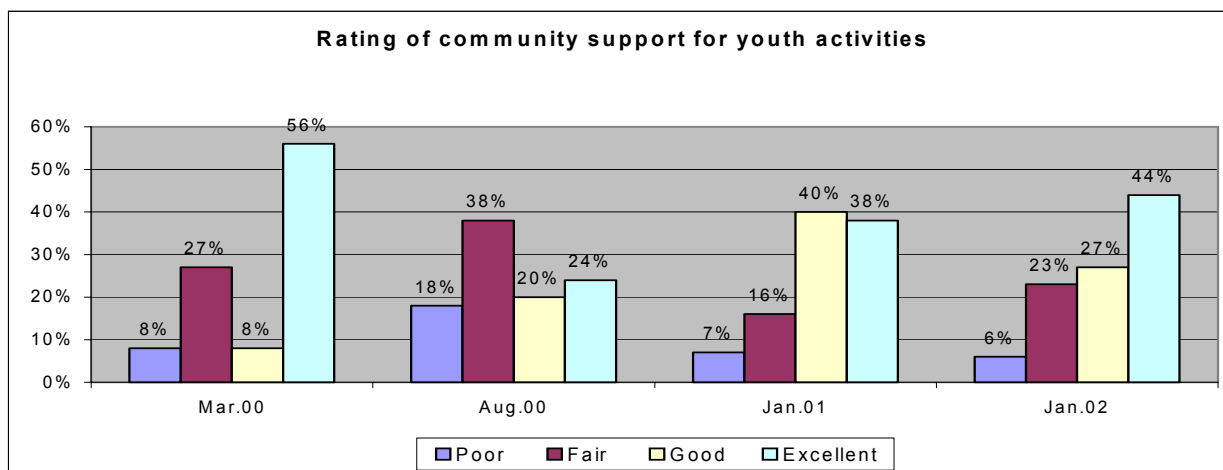


Figure 15. Youth Rating of Community Support for Youth Activities

4.1.3 Youth Participation in the Community

4.1.4.1 Goals for Training and Employment, Goals for the Future

1997

In 1997, community researcher focused on the issue of youth goals for training and employment. The results of those interviews revealed that:

- 92% of youth were interested in careers visible in the community.
- 46% of youth were knowledgeable about specific training required to meet their goals.
- 0% of youth were interested in mining sector related employment.

1998

In 1998, students in Grades 4-6 were given the same questionnaire as in 1997. The careers children were most interested in were similar to previous results and included RCMP, schoolteacher, lawyer and pilot. With the exception of lawyers, all the careers, children were interested in were those visible in the community. The children were asked to describe what support they have to achieve these career goals. Family members were again identified as the greatest support. (76%) Sixty-one percent (61%) of children said that their friends were their support. The children also saw teachers and those pursuing careers as supports. Parents were seen as role models by 61% of the children. Other important role models included friends and teachers. All the children had some understanding of the steps they would have to take to achieve their goals. All of the children also said they would move out of the community for an education or employment. None of the youth surveyed identified education, jobs or career opportunities in the mining sector as a goal.

- 69% of youth were interested in careers visible in the community.
- 85% of youth were knowledgeable about specific training required to meet their goals.
- 0% of youth interested in mining sector related employment.

1999

In 1999, community researcher asked youth the same questions as in 1997 and 1998. Those results revealed the following:

- 41% of youth are interested in careers visible in the community.
- 46% of youth knowledgeable about specific training required to meet their goals.
- 6% of youth interested in mining sector related employment.
- 7% of youth no answer.

2000 – 2002

During 2000-2002, community researchers gathered information from students about several issues related to their goals for the future and training and employment. Questions related to:

- confidence in education
- willingness to move to further education
- Interest in mining sector employment
- Interest in community employment

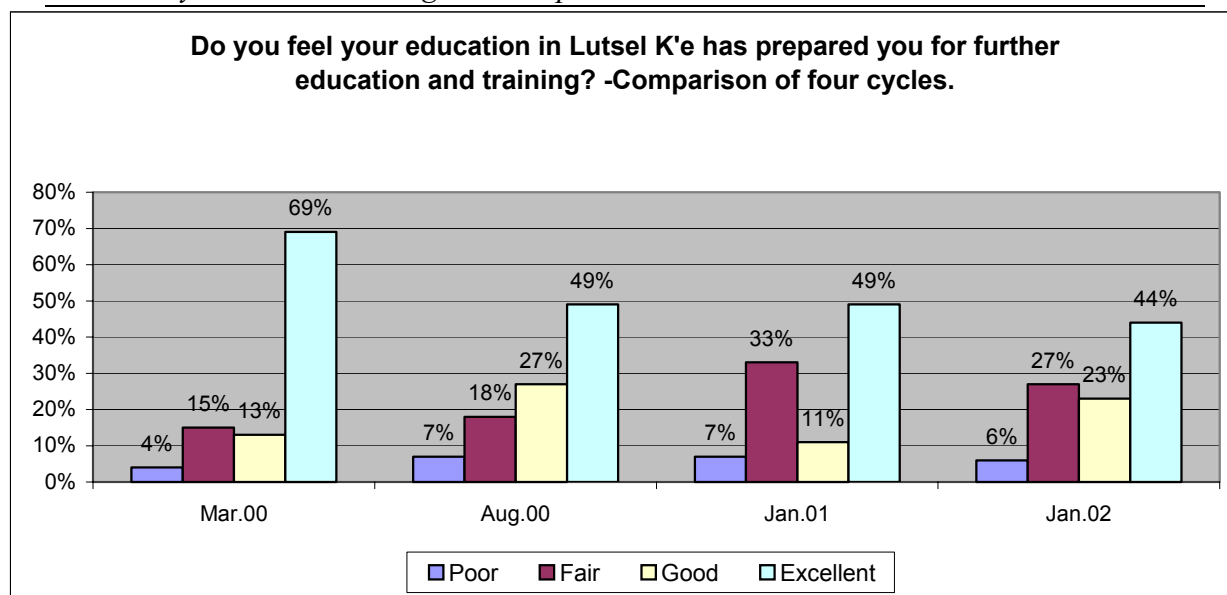


Figure 16. Youth rating of their education 2000-02

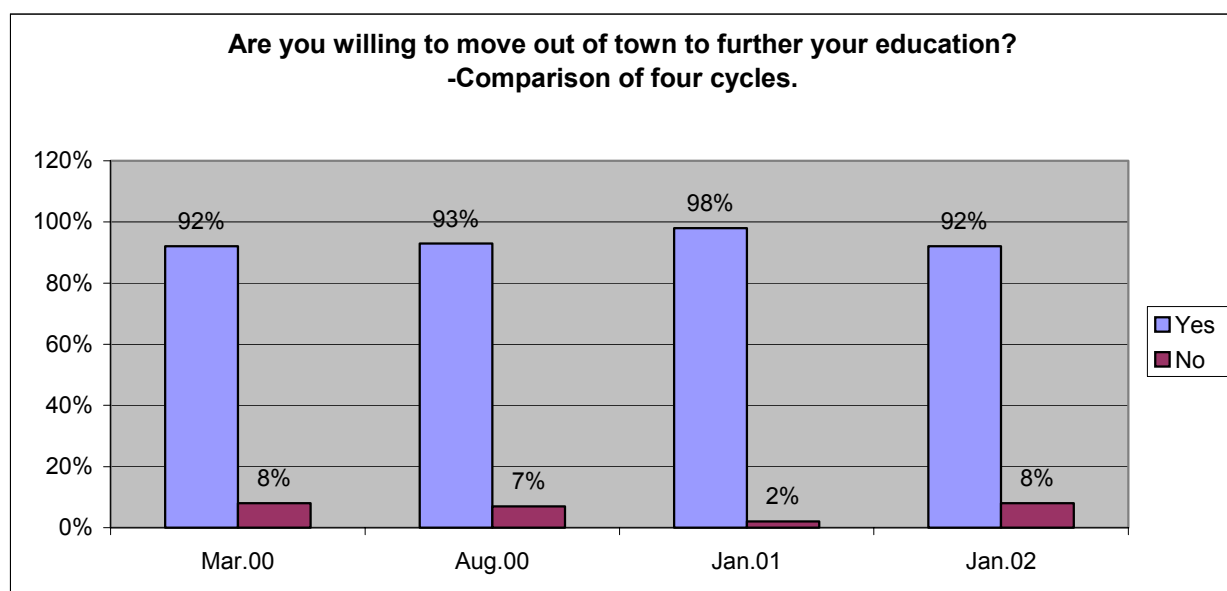


Figure 17. Youth Willingness to Move to Further Education 2000-02

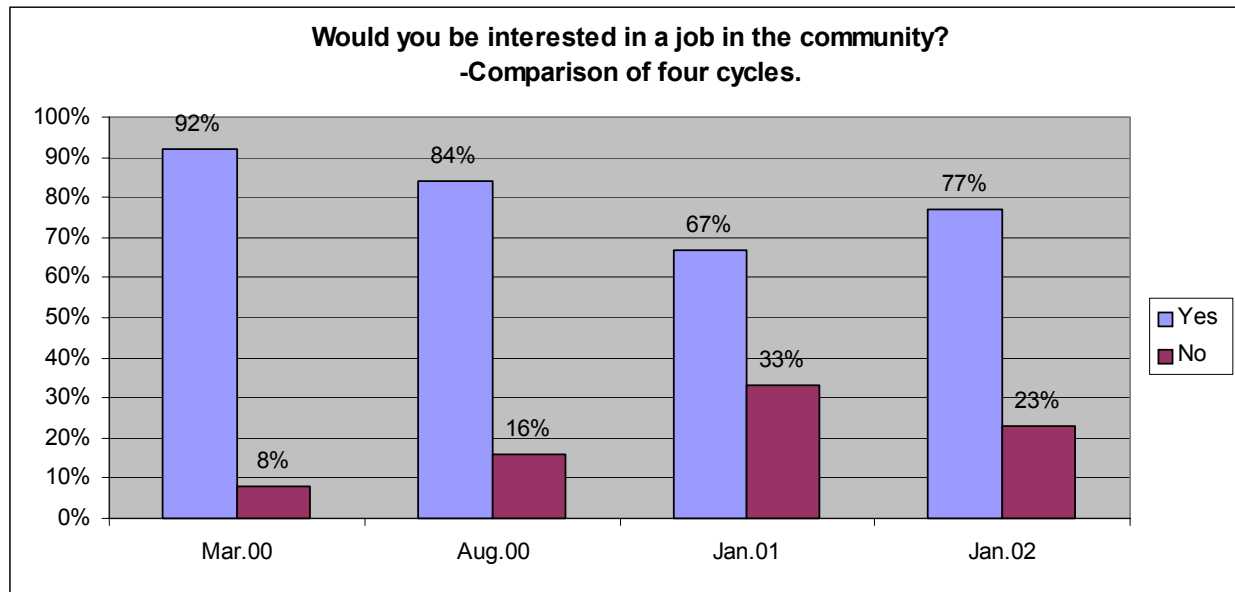


Figure 18. Youth Interest in Employment in the Community 2000-02

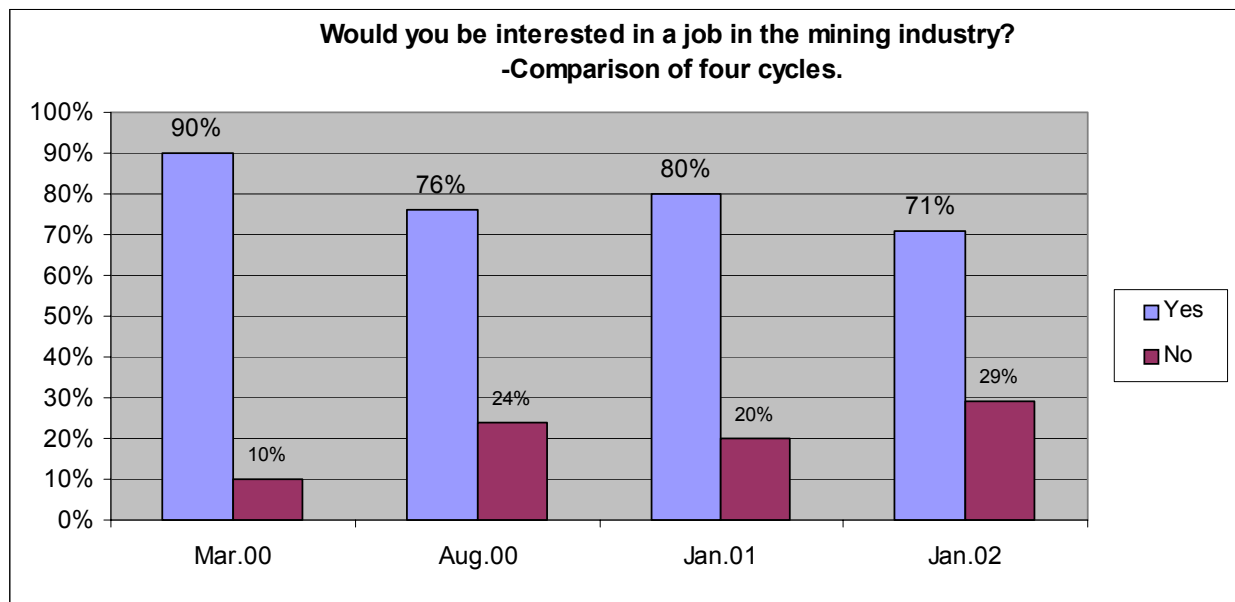


Figure 19. Youth Interest in Employment in the Mining Sector 2000-02

A comparison of results between 1997 and 2002 cannot be presented given the different approaches researchers took in addressing the issue of youth participation in the community in their monitoring research. The open-ended classroom approach resulted in only a few students suggesting they were interested in mining sector employment. The directed survey was taken by all youth in 2000-01 resulted in 76%-90% interest. The dramatic shift in results may be attributable to the fact that many more youth (including youth no longer in school) participated in the directed survey than the open-ended classroom questionnaire. The difference may also be

attributable to the fact that it is much easier to answer yes or no to a questionnaire than to define specific personal goals.

4.1.4 Infrastructure and Services

4.1.5.1 Housing

1998

The results from 1997-98 suggest that there is a shortage of housing in the community, particularly for single people. Also, some people feel housing is unfinished and poorly maintained. Despite these concerns, many people that were interviewed suggested that housing was better, more reliable and warmer than in the olden days.

2000-2002

During 2000-2002, community researchers gathered information about a number of issues related to housing in the community including:

- Community members owning their own home
- Overcrowding
- Need of Housing Repair

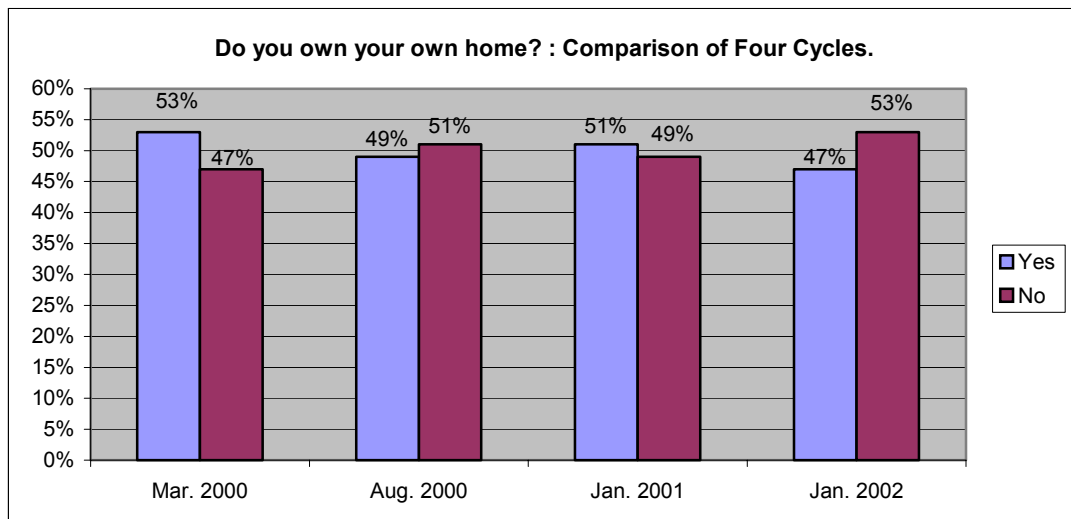


Figure 20. Local Ownership of Home 2000-02

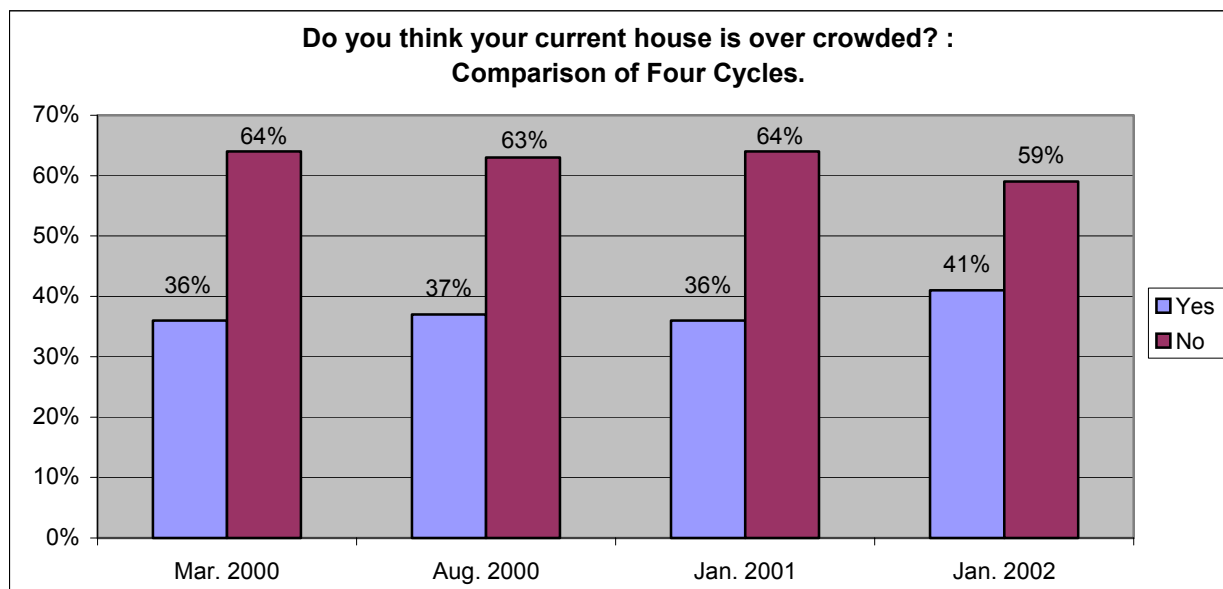


Figure 21. Overcrowding in Housing 2000-02

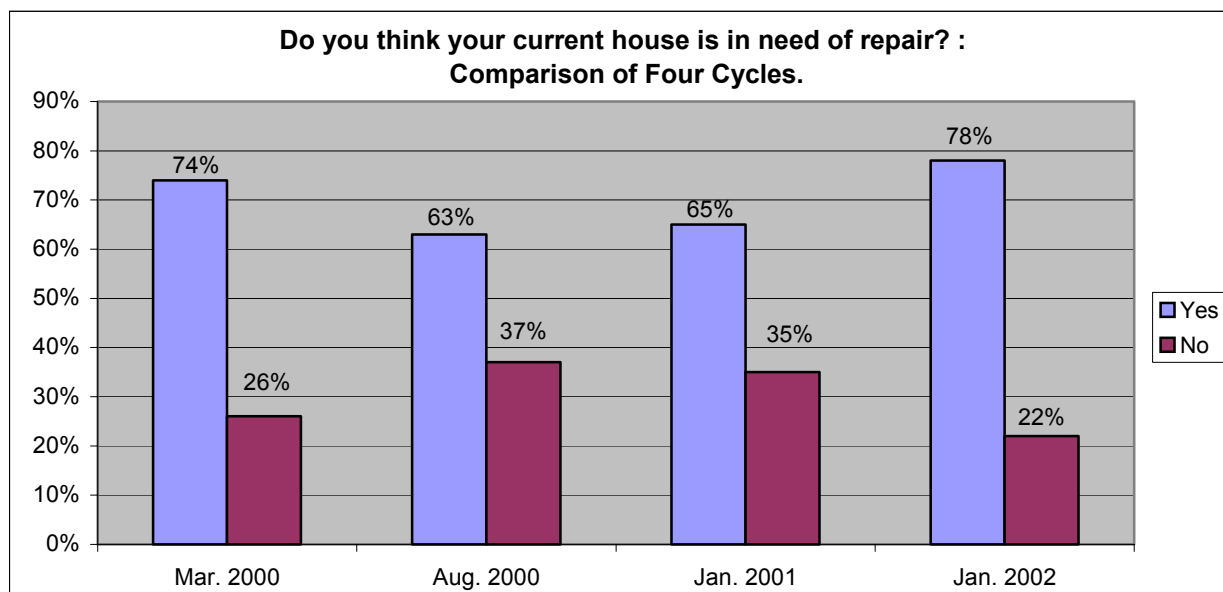


Figure 22. Housing in Need of Repair 2000-02

Changes in housing conditions between 1997-2002 are shown in the tables above. Although methods of data collection differed somewhat over the study period the concern over housing shortages and the quality housing were constant themes. From the 2000-2002 data, we are able to see how significant these concerns are in the community. Less than half of community members reported owning their own home. Overcrowding was an issue for 36-41% of community members. The number of people in need of housing repairs fell 9% between 2000-2001 but is still relatively significant at 65% in 2001.¹² In 2001-2002, people in need of housing repair jumped dramatically to 78%.

4.1.5.2 Quality of Services

1999

In 1999, community researchers interviewed community members about services in the community. Generally the community members interviewed were happy with the services of the Coop Store and offered some focused suggestions about how to improve upon existing services. Recent improvements to the Coop Store were recognized and supported, however, children not respecting store services and the need for more staff, training including stress management courses were highlighted concerns.

Some interviewees were happy with the Health Centre services. Many interviewees suggested there is a need for more nurses and doctors as well as education programs on a range of issues. The services of the Renewable Resources Department were rated as good by some interviewees. But many people felt that the officer should focus more attention on educating and informing community members about issues relating to the department

2000-2002

During 2000-2001, community researcher gathered information from community members about the quality of services in the community, asking them to rate following:

- Band Council
- Wildlife, Lands and Environment Committee
- Health Centre
- Drug/Alcohol Programs
- Coop
- Renewable Resources
- School
- Elders' Care
- Municipal Services

Specific results regarding the quality of these services are not currently available due to the sensitivity of the information.

4.2 Healing

4.2.1 Individual Well-being

Community researchers gathered information about individual well-being during 2000-02. The specific questions asked related to:

- How would you rate your current state of health?

Results on how adults rated their health are found in the chart below.

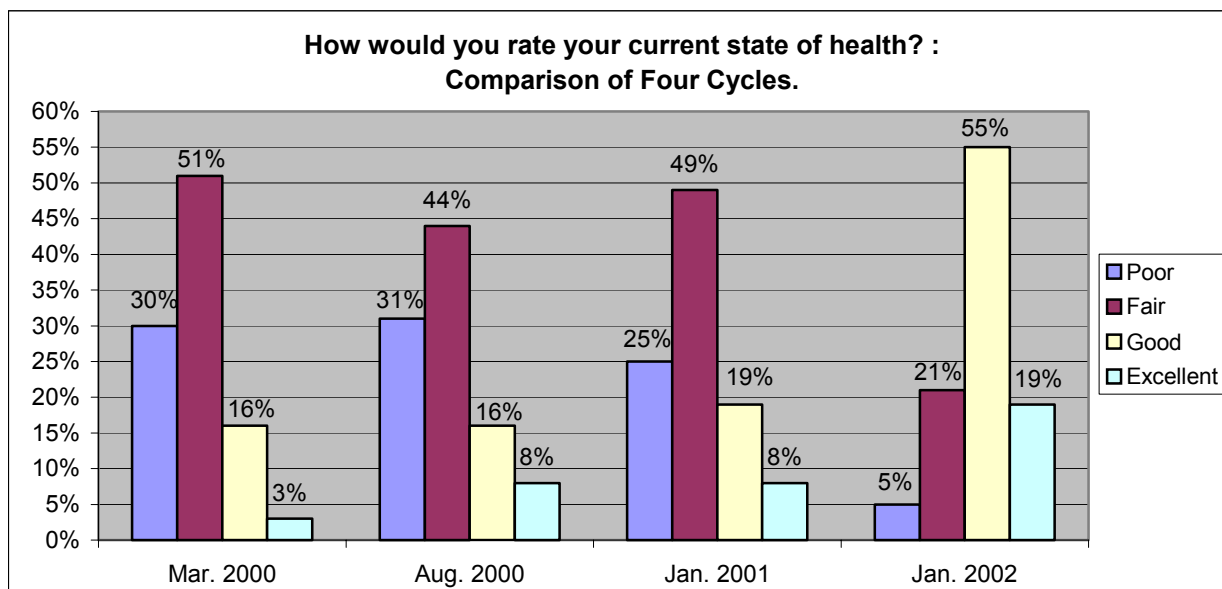


Figure 23. Health Rating for Adults

4.2.1.1 Physical Well-being - Nutrition

1997-98

During 1997 and 1998 of the *Community-Based Monitoring Project* a questionnaire was conducted to determine the amount of traditional food consumed in the community. The results suggest that everyone in the community consumes some traditional food. (Figure 12, 13) The most commonly consumed traditional food was caribou meat, eaten five times a week on average.¹³ The level of consumption for other kinds of traditional food naturally varied according to the season and the kind of wild game that available.

Age	61+ years	41-60 years	20-40 years	10-19 years
Total Average				
Weekly Consumption of Caribou, Fish, Moose, Muskrat, Duck and Goose Meat	1.65 meals/wk	1.87 meals/wk	2.22 meals/wk	1.97 meals/wk

Figure 24. Consumption of Traditional Food (August - September , 1997)

Age	61+ years	41-60 years	20-40 years	10-19 years
Total Average				
Weekly Consumption of Caribou, Fish, Moose, Muskrat, Duck and Goose Meat	3.1 meals/wk	2.47 meals/wk	2.73 meals/wk	2.1 meals/wk

Figure 25. Consumption of Traditional Food (December 1997 – January 1998)

Ducks are one example of a food consumed in late summer but not in winter. During August-September, people eat slightly more fish than during December-January. Moose and muskrat are also more commonly consumed in late summer. The results do not suggest that elders and adults

eat more traditional food than youth. In one case, the opposite appears to be true. Youth aged 10-19 appear to eat more caribou meat and organs than elders (61+). The community researchers explained this difference in consumption by the fact that caribou meat may be the most available and cheapest source of protein available to parents feeding their young families. The Community Health Worker added that youth may eat more caribou meat/organs because they are better able to chew the meat than elders.

In summary, the results from 1997-99 show that

- Everyone surveyed (35 people) consumes traditional foods.
- The level of consumption depends on the season and the species.
- The level of consumption varies among age groups

The results of this survey also suggest that youth consume slightly more caribou meat and organs than do elders. This may reflect some variation in the sample as well as some disadvantages elders have in acquiring traditional foods and eating them. That youth consume the highest amount of caribou meat/organs suggests that preference for traditional food does not decrease among younger generations.

2000-2002

During 2000-2002, community researchers gathered information from community members about several issues related to traditional food consumption. They included:

- Consumption of caribou meat
- Source of Caribou Meat (e.g. community freezer, family member)
- Consumption of organ meats
- The results on consumption levels are found in the chart below.

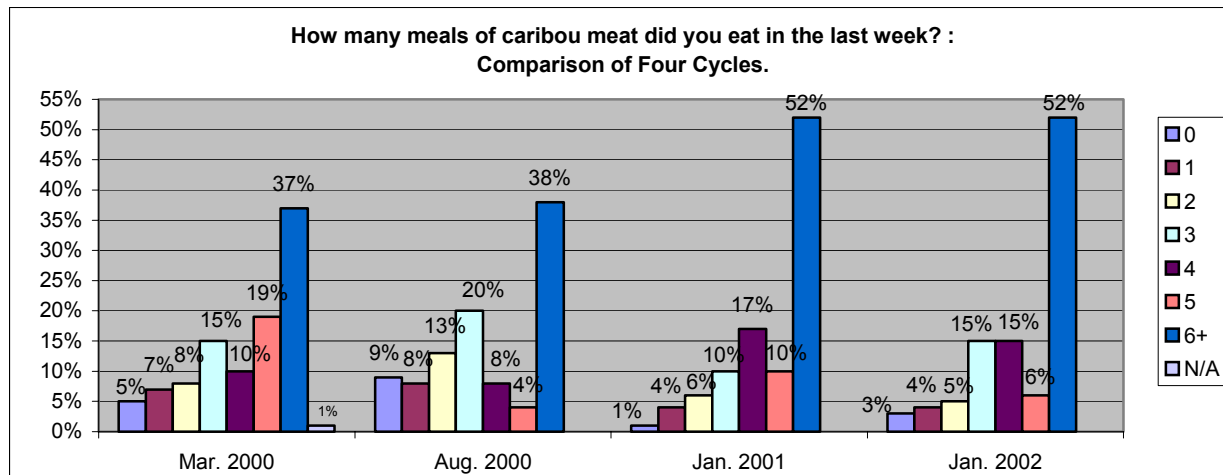


Figure 26. Weekly Average Meals of Caribou Meat Consumption 2000-02

4.2.1.2 Individual Well-being – Physical Rates of Cancer and Tuberculosis

1999

In 1999, community researcher gathered information from community members about their physical wellness, specifically rates of cancer and tuberculosis. The results revealed that many people in the community have family members with cancer or who have passed away from cancer. Most people we interviewed said they didn't know the causes of cancer but suggested causes such as the Cosmos 954 crash, pollution, the abandoned Stark Lake uranium mine, and "white man" food.

Many people in the community have family members with tuberculosis. People don't know the cause but suggest that fur traders and Europeans, radiation from the Cosmos 954 crash, cold weather, animals, the flu, overcrowding in the home are factors in contracting the disease.

4.2.2 Family and Child Well-Being

1999

In 1999, community researchers gathered information from young people about respect for themselves, their families and others property. Due to the sensitivity of this information, the results are not currently available to the West Kitikmeot Slave Study Society.

2000-2002

During 2000-2002, community researchers gathered information from adults and youth in Lutsel K'e about their emotional and family well-being. The main question that were asked around this topic in the *Community Health Survey* was:

- Are you confident your children will have a good future?

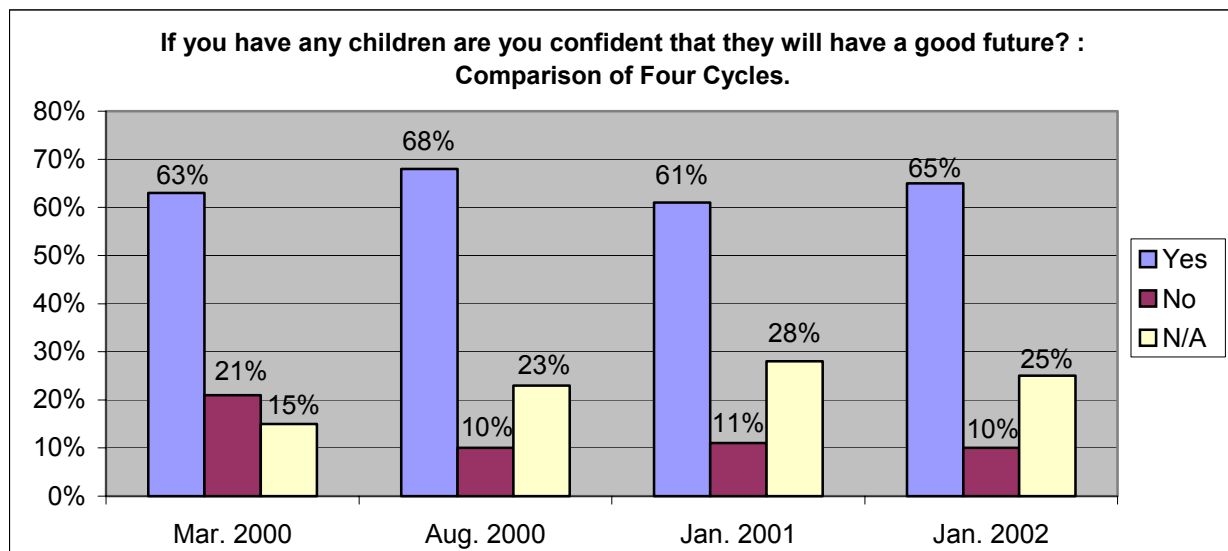


Figure 27. Confidence in Children's Future

Further questions specifically addressing the impacts of mine sector employment upon family well-being were asked in the *Mining Employee and Spouse Survey* in November 2001. Mining employees commented on impacts upon their families:

Is/was your work affecting your family?



Figure 28. Impacts of mining sector employment on families

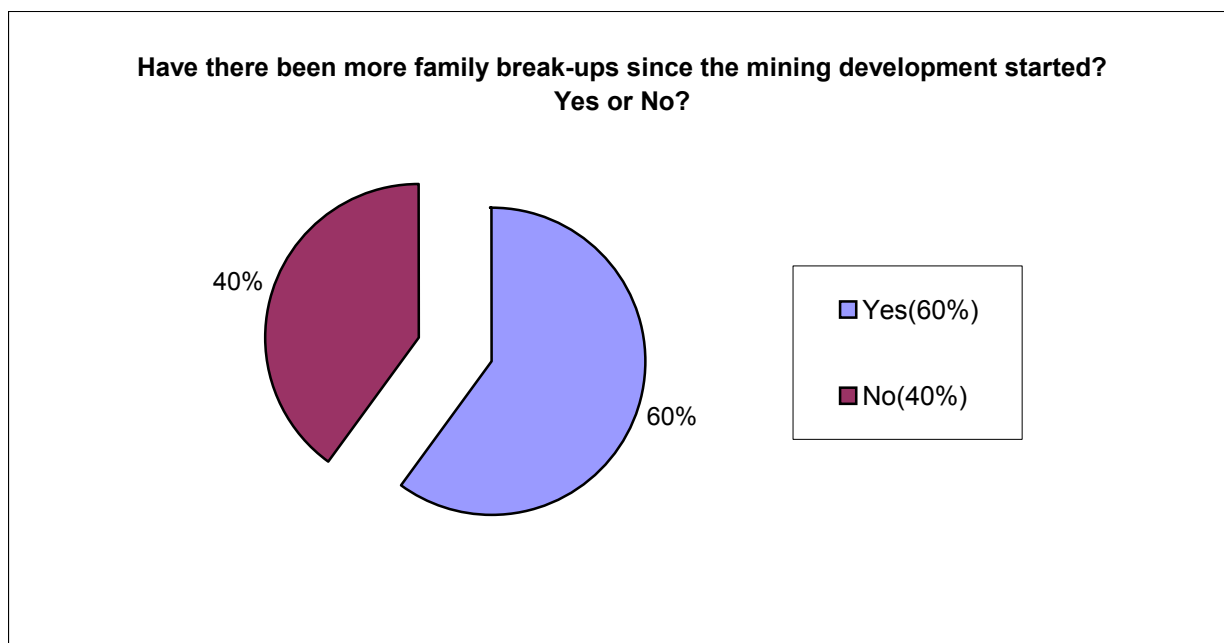


Figure 29. Impact of mining development upon the frequency of family break-ups

Spouses of mining employees also commented on the impacts of mining sector employment upon their families. Respondents commented on how their spouse's work schedule affected the family:

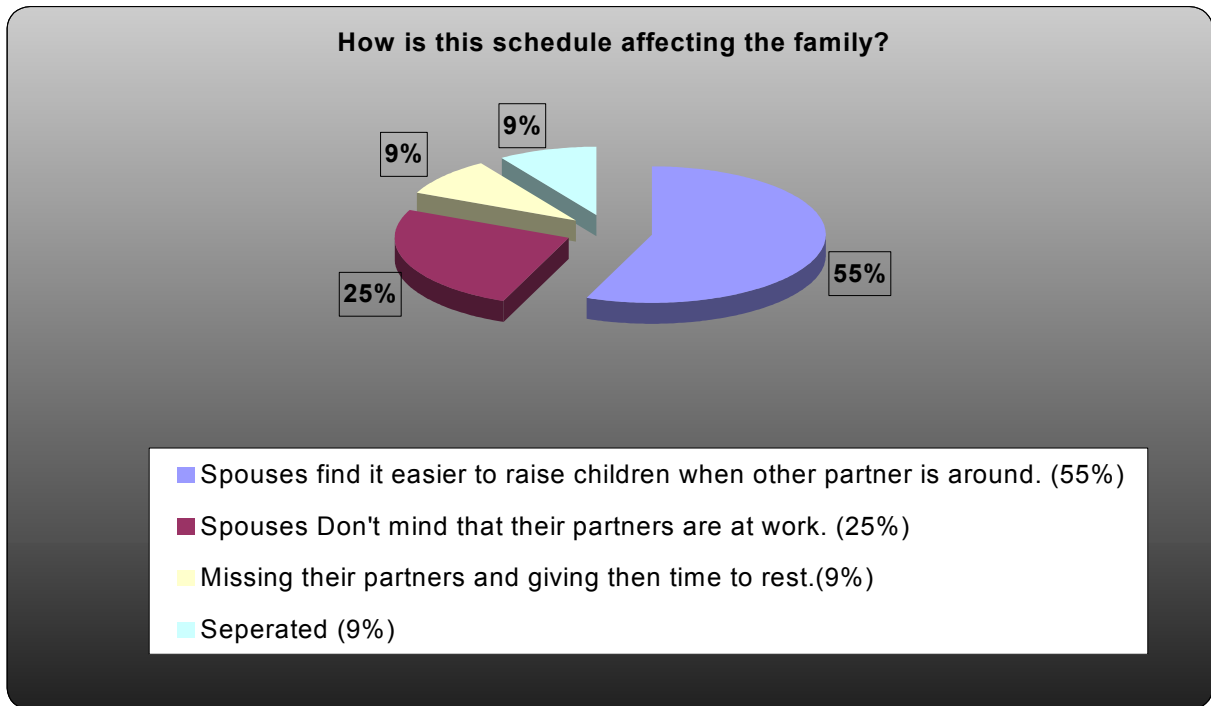


Figure 30. Impacts of mining work schedule upon family

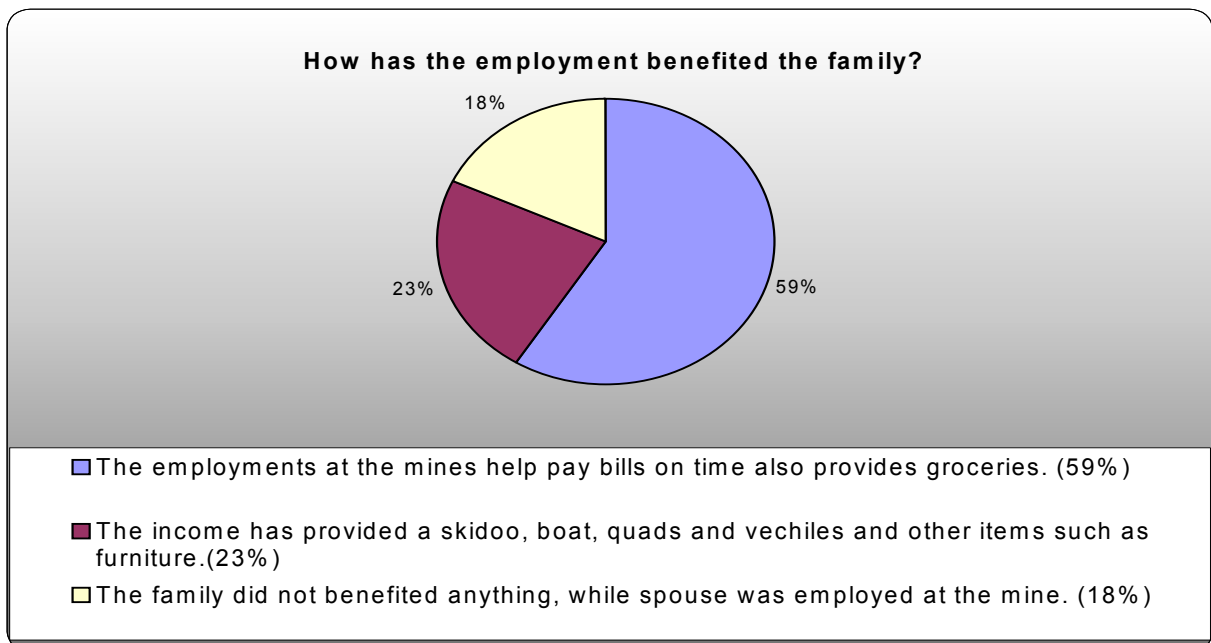


Figure 31. Benefits of mining sector employment upon families

4.2.3 Healing Services

1997

In 1997, community researchers gathered information from community members about their healing journey and healing services in the community including:

- What kind of support is in place at the moment for people that are trying to keep their sobriety or improve on personal growth?
- How can you be supportive?
- What kind of approach are you taking regarding healing or personal growth?
- What gives you strength in sobriety or on personal growth?
- Are there any recommendations? For example for the Drug and Alcohol Worker or Chief and Band Council?

The results of healing from 1997 can be summarized as follows:

- 45% of those interviewed said that the drug and alcohol worker was the greatest form of support for people working on their sobriety and personal growth
- 32% of those interviewed said there was no support available.

1998

In 1998, community researchers asked the same questions as in 1997. The results can be summarized as follows:

- A.A. and group meetings were seen as the greatest support for people trying to keep or improve upon their sobriety.
- Talking about how things and going to treatment yourself were listed as the main ways people feel they can be supportive of one another.
- The main approaches to healing and personal growth of those interviewed were described as: praying; “saying no”; and keeping busy.
- People find strength for sobriety mainly in prayer and from their families.
- On the issue of healing, people mainly recommended that the Chief and Council should be sober role models and the RCMP should patrol more (especially on weekends).

2000-02

During 2000-2002, community researchers gathered information in the community about the following healing service issues.

- Would you like to see a Health Worker for any of the following:
 - Parenting Support
 - Relationship issues
 - Money problems
 - Grieving
 - On going Support for Sobriety
 - Violence / Sexual Abuse
 - Personal Issues
 - Other
- Have you contacted a drug and alcohol worker in the last six months?
- How would you rate the services of the Health Centre?
- How would you rate the services of the Drug/Alcohol Program?
- Has the community been able to provide you with adequate drug and alcohol services in the last six months?

The results on these surveys is not publicly available to the West Kitkmeot Slave Study Society due to the sensitivity of the information. However, we are able to generalize from the responses that there is a significant need for healing services in the community.

1997--02

Between 1997-02, the community researchers approached the issue of healing a number of times through questions about the kinds of services people felt were most important. The responses to these questions varied significantly in apparent response to the availability of a drug and alcohol worker and to the program opportunities in the community. It is difficult to determine any single trend from the range of responses. However, from the responses, it is clear that there is a significant need for the healing services offered in the community by the Band as well as other programs, initiatives and activities (e.g. on-the-land activities) that are defined as “healing” by community members.

4.3 Cultural Preservation

4.3.1 Cultural Education

1998

In 1998, community researchers began gathering information about cultural education or programs offered in Lutsel K’e. Specific focus was on the success of cultural programs organized cultural activities that would include elder(s), a language component, and/or an experience or in some way reflected spiritual / cultural values.

Most of the programs were one-to-two week events that take place seasonally. The majority of these programs were aimed at families. Dene drumming and Chipewyan Language are offered during the fall, winter and spring through the Lutsel K’e Dene School (Kindergarten to Grade 10). When asked their opinion on the best approach to cultural programming, those interviewed responded with similar ideas.

- involve the children
- have to involve a key motivator or initiator for things to get going
- offer programs on the land; programs in town are not as successful
- work with the elders
- involve kids in programs where they can ask questions, see, feel and
- experience things (e.g. nature walk)
- take children on the land; this way they will learn fast
- has to be economical
- cultural programs should be offered during gatherings when everyone is together
- teach children
- need to have programs more often
- have the elders teach the youth

Those interviewed were also asked about the challenges they face in offering programs.

- keeping the interest of the youth / children is difficult
- not enough support from the rest of the community
- people don’t volunteer, they want to be paid first
- not enough training for programming
- not enough reliable people working
- programs should be offered at all times of the year

- cultural programs are not profit generating (i.e. tourism)
- people don't show up and participate
- it's expensive to involve the elders because of honoraria

Community members were also asked what changes they saw in the youth or children that suggested that the programs were valuable.

- expressions of happiness of the faces of the children
- they express a commitment to accomplishing something (e.g. small project)
- show that they have learned something
- people show up, attendance at events
- people start talking about cultural issues, their heritage
- pride is expressed in the culture and in the community

2000-02

During 2000-02, community researchers gathered information about the cultural education of youth. They specifically looked at how many times, youth were taken out on the land for caribou hunting.

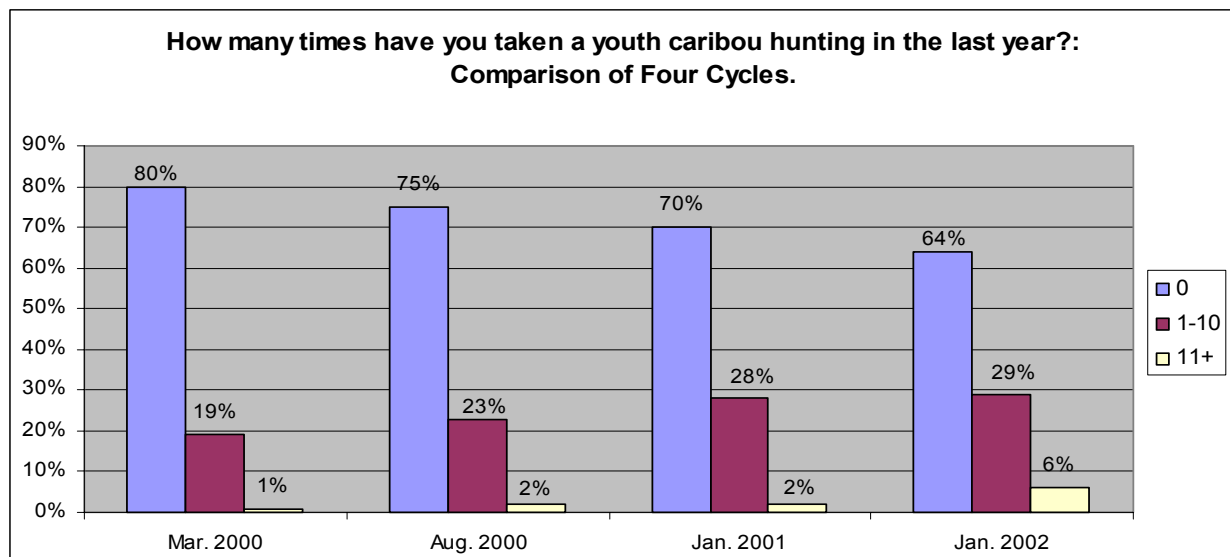


Figure 32. Cultural Education: Taking Youth Caribou Hunting 2000-02

During the Mining Employee and Spouse Survey, specific results were obtained regarding the impacts of mining sector employment upon cultural education activities:

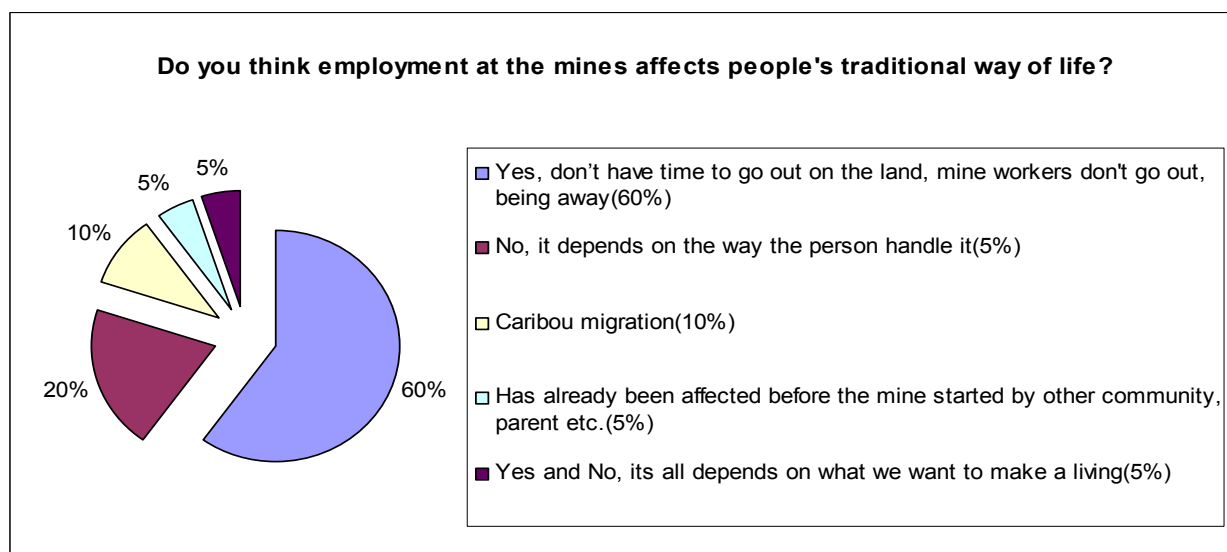


Figure 33. Impacts of mining sector employment upon traditional way of life

4.3.2 Traditional Knowledge and Skills

4.3.2.1 Traditional Knowledge and Skills – “On-the-Land” Skills

During 2000-02, community researchers gathered information from community members about a variety of traditional skills including trapping, hunting of geese and ducks, making dry-fish. Results on trapping are found below:

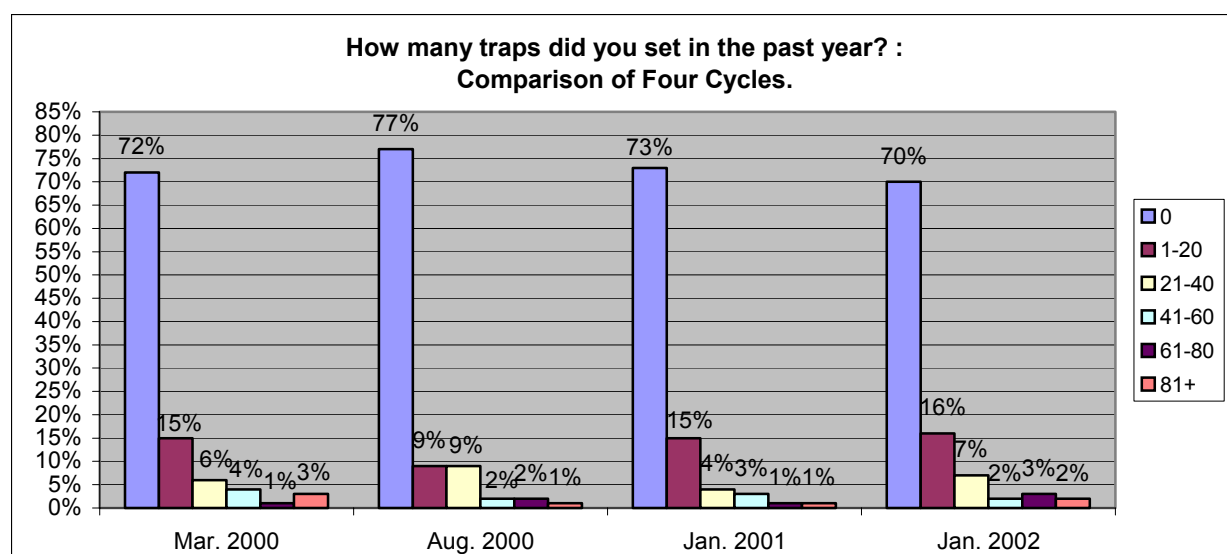


Figure 34. Traditional Skills - Number of Traps Set 2000-02

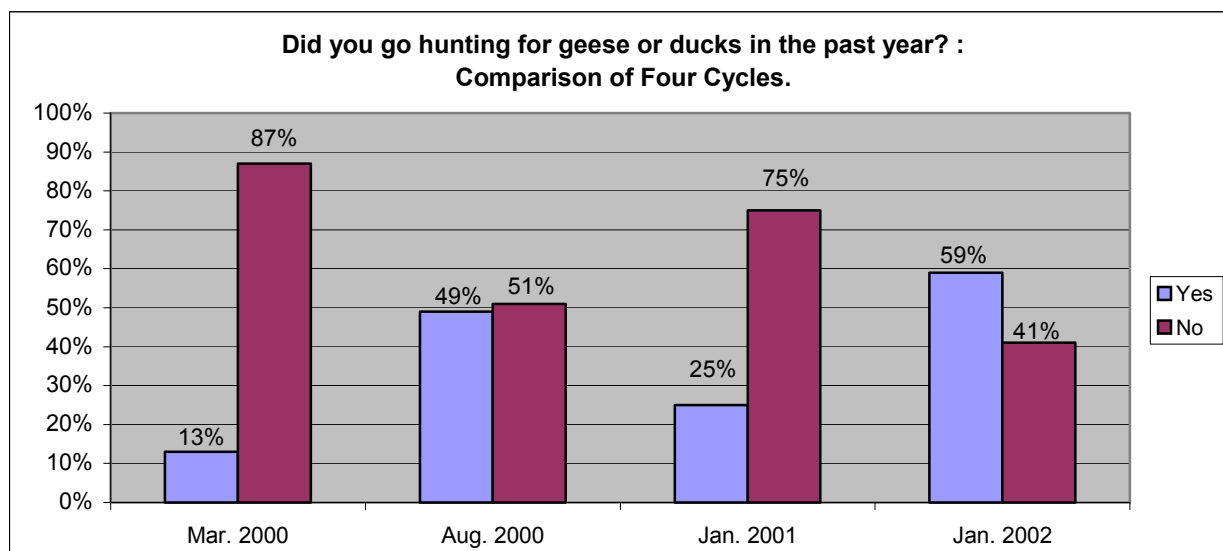


Figure 35. Traditional Skills – Hunting for Ducks and Geese 2000-02

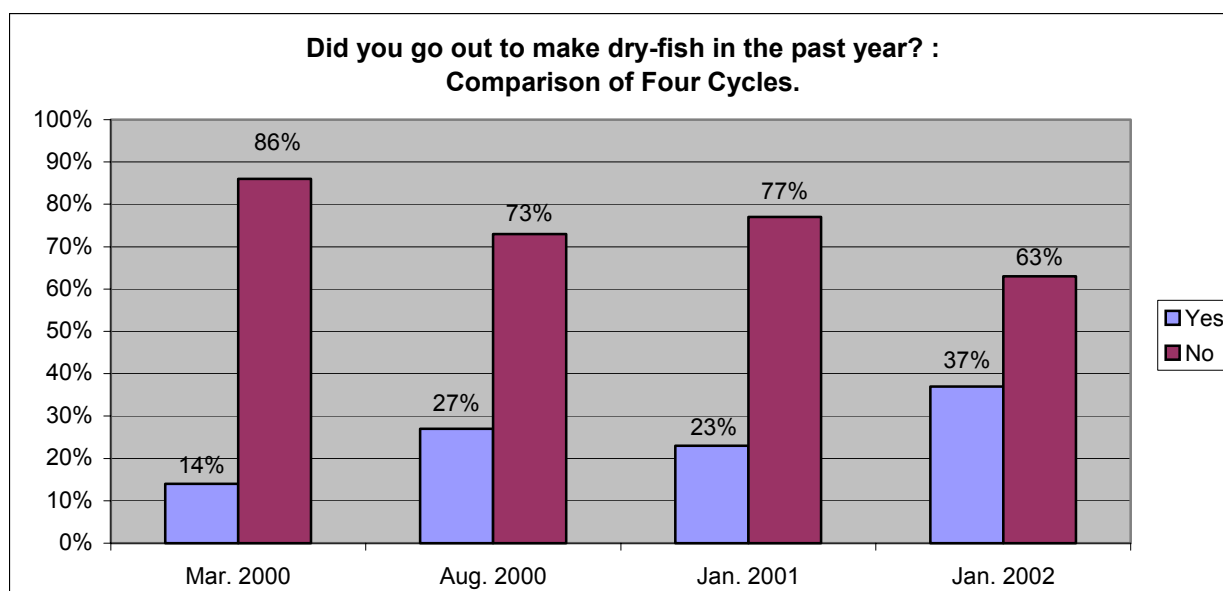


Figure 36. Traditional Skills –Making ‘Dry-Fish’ 2000-02

4.3.2.2 Traditional Skills - Caribou Use

1998

In 1998, community researchers held a workshop to learn more about the specific ways in which caribou need to be respected and harvested.

2000-02

During 2000-02, community researcher gathered specific information about caribou harvesting from community members.

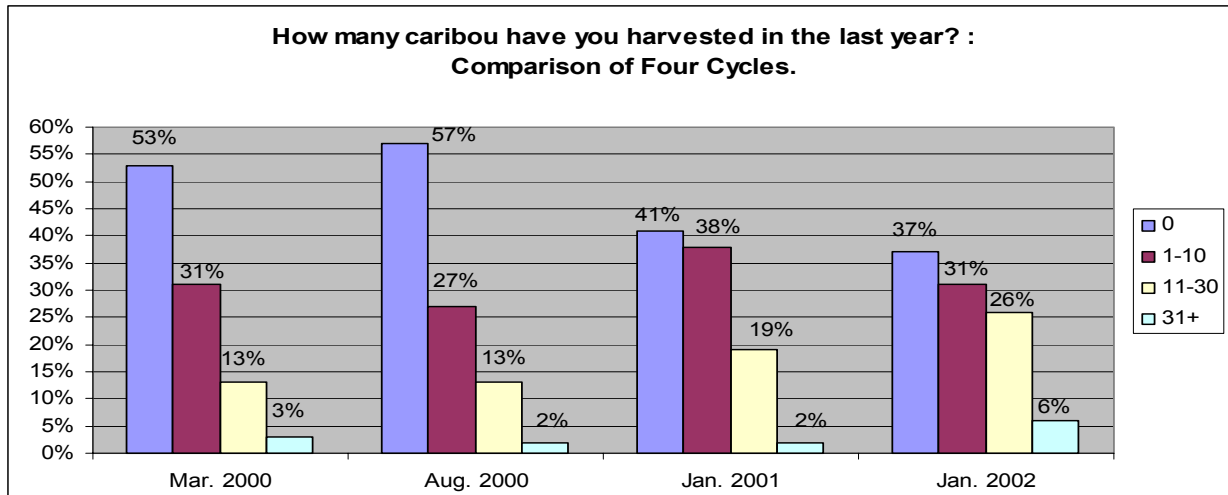


Figure 37. Number of Caribou Harvested 2000-02

4.3.2.3 Traditional Knowledge – Spiritual Values

The level of knowledge about spiritual sites such as Betsi Ghie and how to show respect those areas, was recognized as a sign of the strength of traditional knowledge and values in the community.

1999

In 1999, community researcher interviewed community members about the site called “Betsi Ghie”. All the people we interviewed heard about the place Betsi Ghie either through word of mouth or had an experience themselves. There was an elder who told us the legend of Betsi Ghie and how it turned into a point.

People had many stories about Betsi Ghie. Most people that were interviewed said they didn’t know what was under the water, but they believed it was something big like a giant creature that would eat or grab boats. Most people described the water as a big whirl pool, as boiling water, a tidal wave or as a big strong current.

It is interesting to note that the elders did not have any experiences themselves, but heard stories about Betsi Ghie. It was the young people aged 20 to 50 who had experiences at Betsi Ghie. This was opposite to what was anticipated by the researchers. The reason why the young people have had experiences is probably because they do not know how to respect the place or they don’t take it seriously when traveling through that area. From this research on the special site of “Betsi Ghie” a better understanding can be gained about the nature of traditional values that exist in the community.

The results from these interviews can be summarized as follows:

- All the people interviewed had heard about the place Betsi Ghie either through word of mouth or had an experience themselves.
- Most people that were interviewed did not know what is under the water, but they believe it is something alive like a big giant.
- Most people described the water as a big whirl pool, as boiling water, a tidal wave or as a big strong current.

- It is younger people (less than 50 years) rather than elders that have had spiritual or frightening experiences at Betsi Ghie.

2000-02

In 2000-02, community researcher gathered information about the traditional values associated with the “Old Lady of the Falls”. The specifically focused on the number of times community members visited the falls.

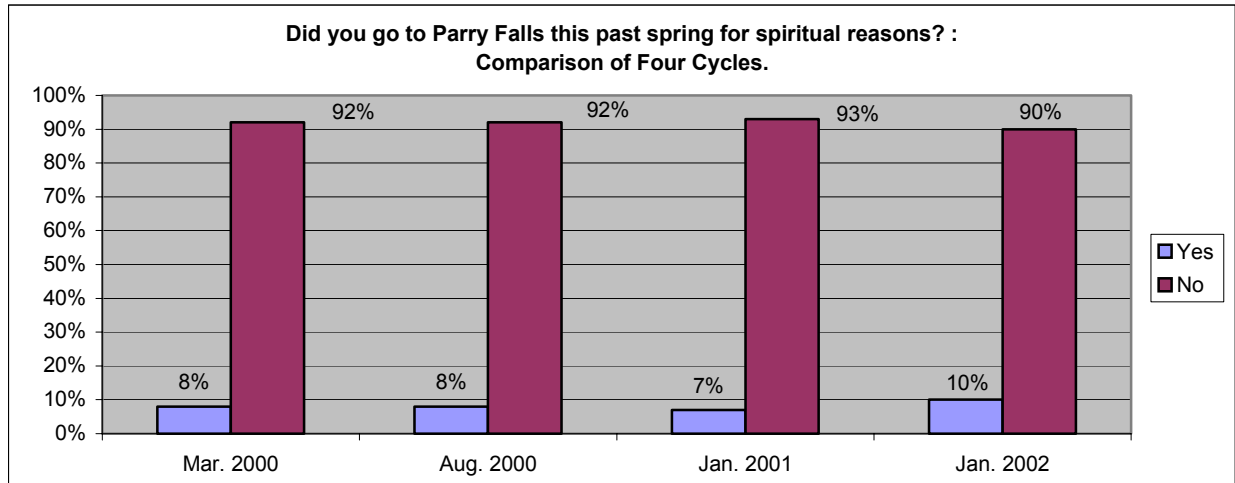


Figure 38. Visiting Parry Falls in Spring 2000-02

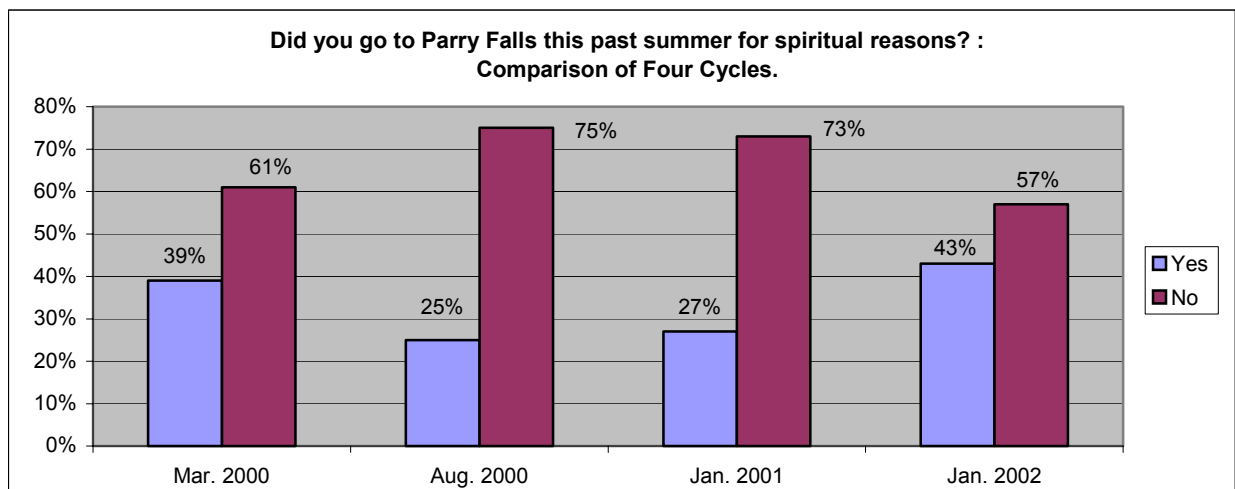


Figure 39. Visiting Parry Falls in Summer 2000-02

4.3.2.4 Traditional Skills – Drumming

1998

In 1998, community researchers conducted a set of interviews were conducted with elders known to have traditional knowledge and skills for drumming. The kinds of songs they play are Cree and Dogrib songs that they learned from other Dene during celebrations or feasts and dances. One elder suggested there may have been Chipewyan songs in earlier times, but they are not aware of any today.

2000-02

During 2000-01, community researchers asked community members about their participation in drum dances.

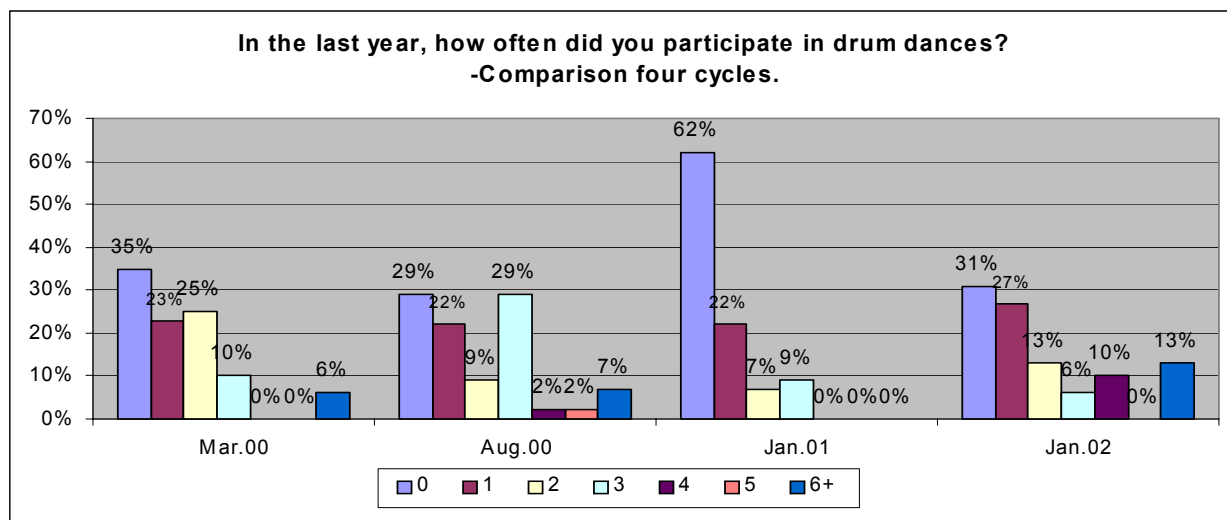


Figure 40. Youth Participation in 'Drum Dances'

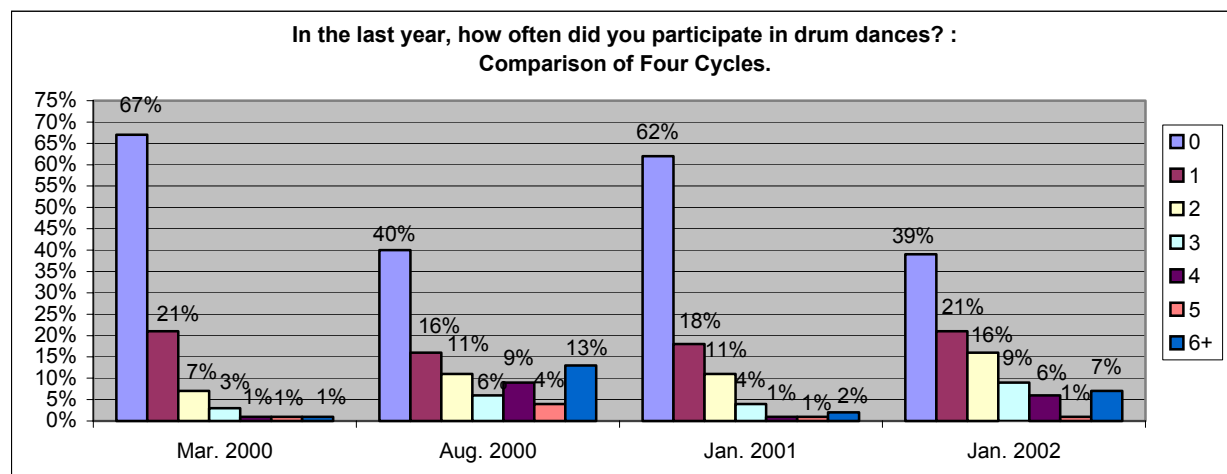


Figure 41. Adult Participation in 'Drum Dances'

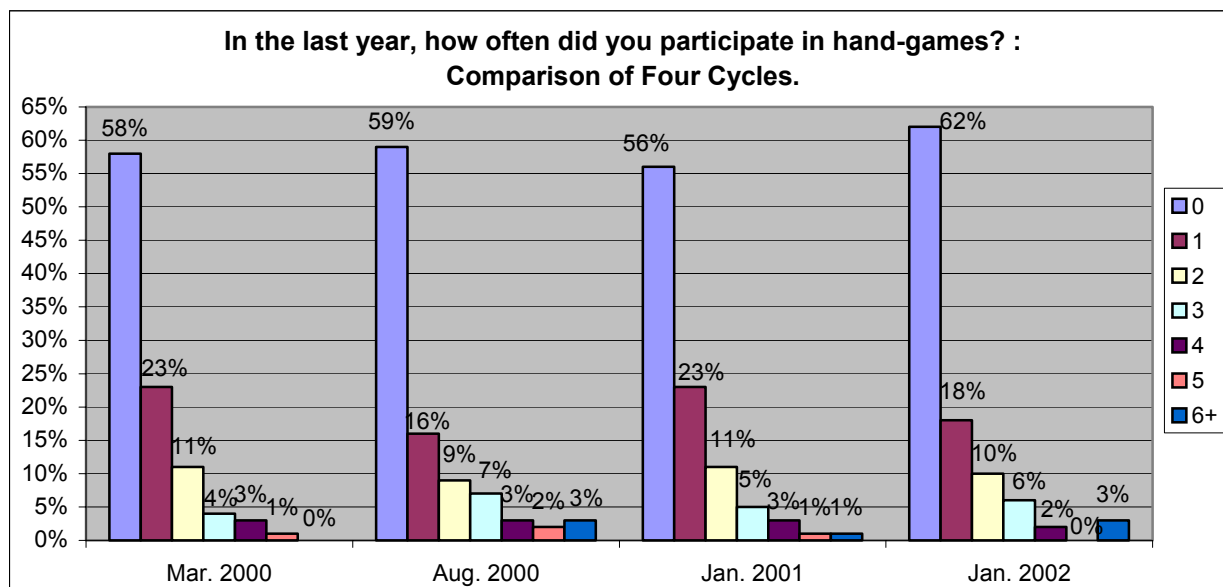


Figure 42. Youth Participation in ‘Hand Games’ (Drumming)

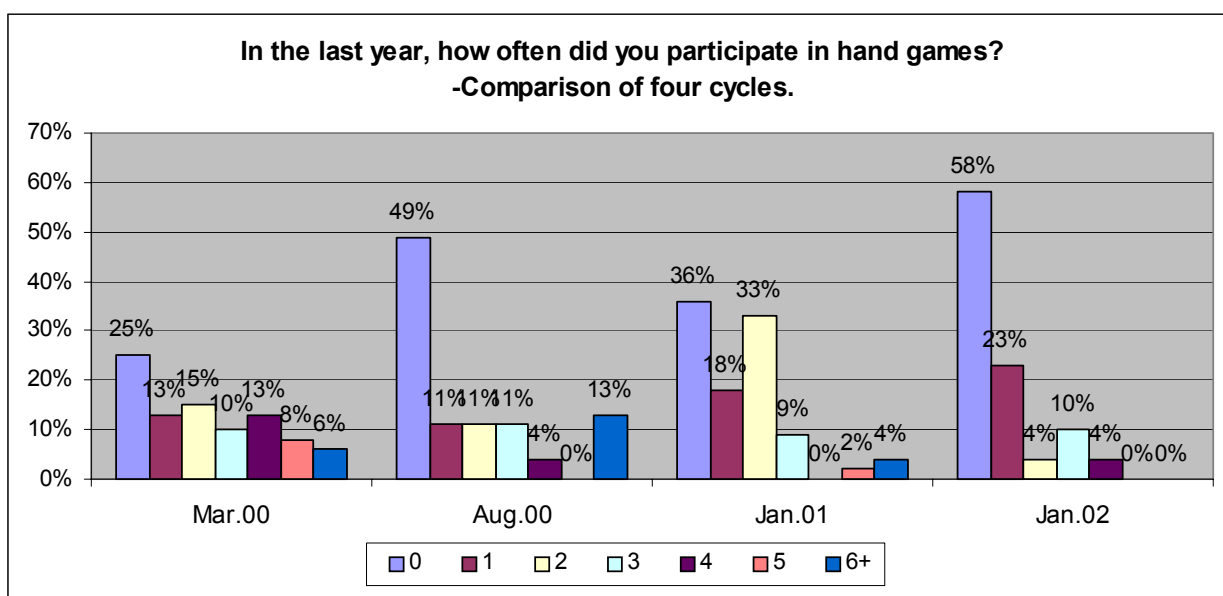


Figure 43. Adult Participation in ‘Hand Games’ (Drumming)

4.3.3 Land Use

1998

During our 1998 interviews we focused on current hunting and trap line areas. The method of gathering information involved inviting hunters, trappers and land users to the Research Office to draw their land use areas on mylar overlays 1:250 000 scale maps. A total of forty-four (44) interviews were completed regarding land use activities. Out of twenty-seven (27) interviewees,

only one female was interviewed. The ages of interviewees ranged from twenty to eighty years old. The process was very productive as well as interesting for the community researchers. Some of the elders because some told stories as they drew their land use area. These maps are not currently available to the West Kitikmeot Slave Study Society.

2000-02

In 2000-02, community researchers gathered information from community members about their traditional land use. In addition to those land use activities related to traditional skills (e.g. trapping, hunting geese/ducks, making dryfish), they specifically asked about their knowledge of place (Betsi Ghie) and their participation in the community organized caribou hunt at Artillery Lake.

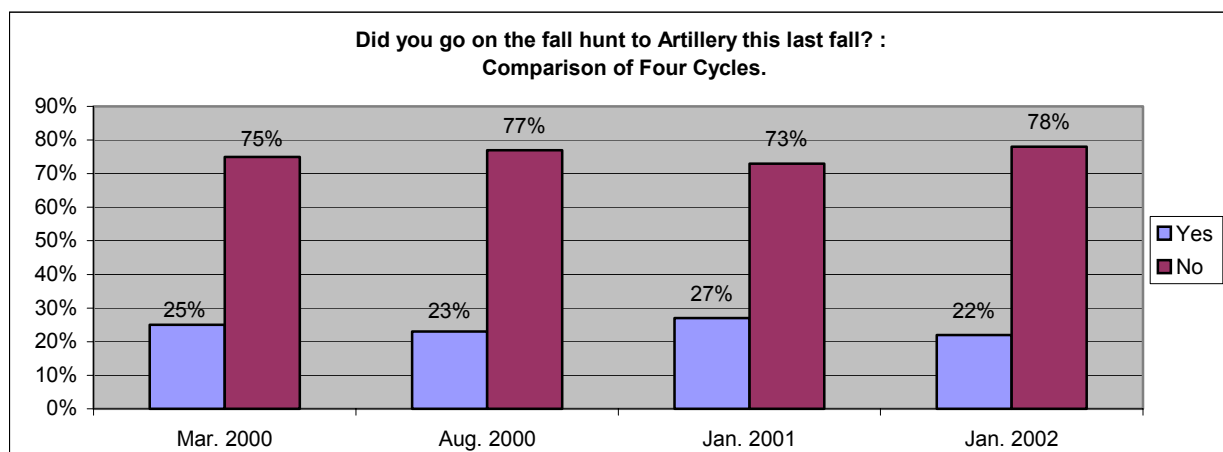


Figure 44. Land Use – Participation in Caribou Hunt at Artillery Lake 2000-02

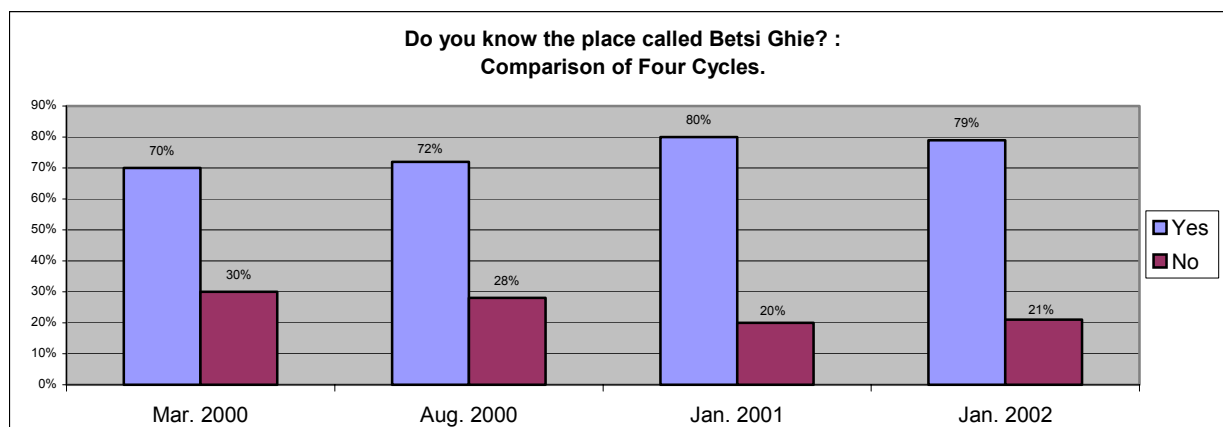


Figure 45. Land Use – Knowledge of Place ‘Betsi Ghie’

4.3.4 Language

2000-02

In 2000-02, community researchers asked youth and adults about their use of Chipewyan in the home. As the question about the use of Chipewyan was refined in 2002 (more specific options for answers other than yes or no), the information is presented in two graphs.

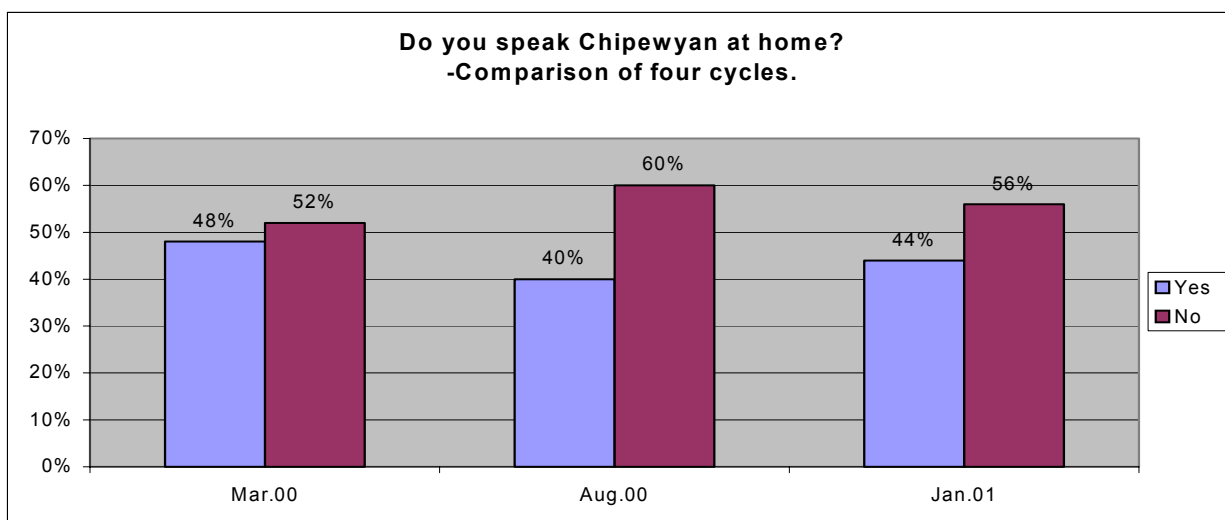


Figure 46. Use of Chipewyan in the Home (2000-02)

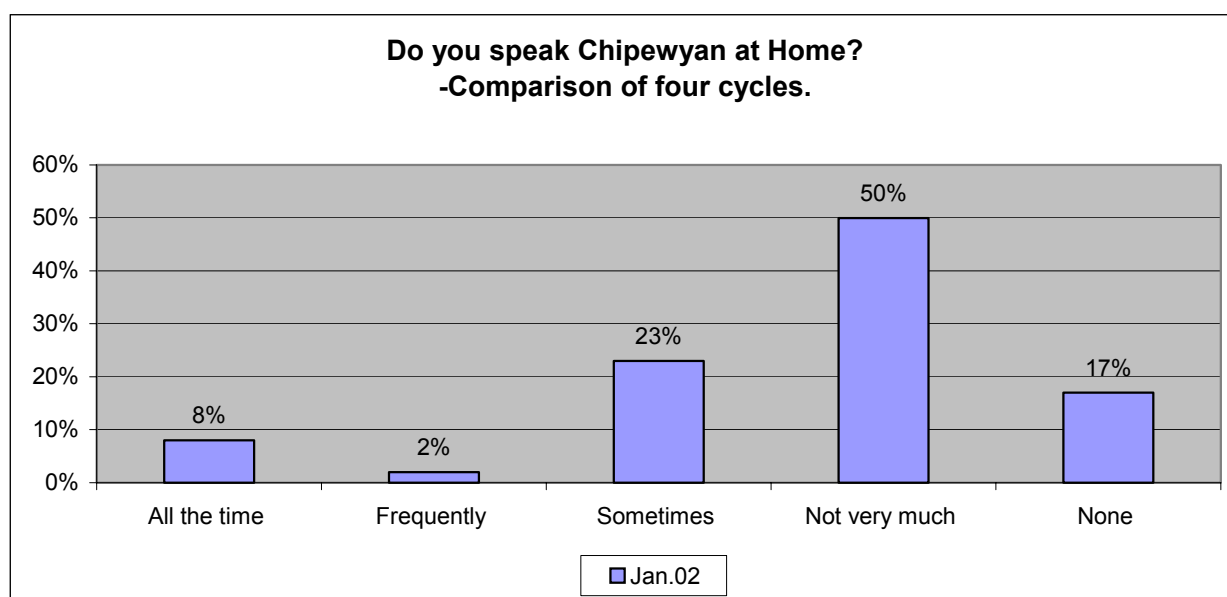


Figure 47. Use of Chipewyan in the Home (2002)

4.4 Results from Evaluation

Evaluations of the results from monitoring were conducted with community members during the four 2-day workshops that were held to evaluate results at the end of each cycle of monitoring. Impact Hypotheses, developed during the project, were used to guide these evaluations.

4.4.1 Impact Hypotheses

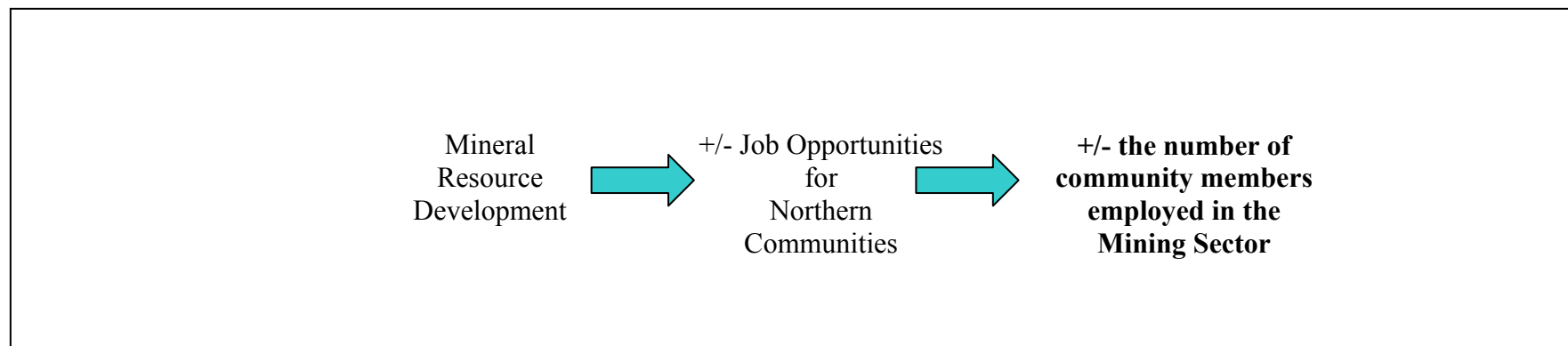


Figure 48. Impact Hypothesis #1 - Employment in the Mining Sector (1998).

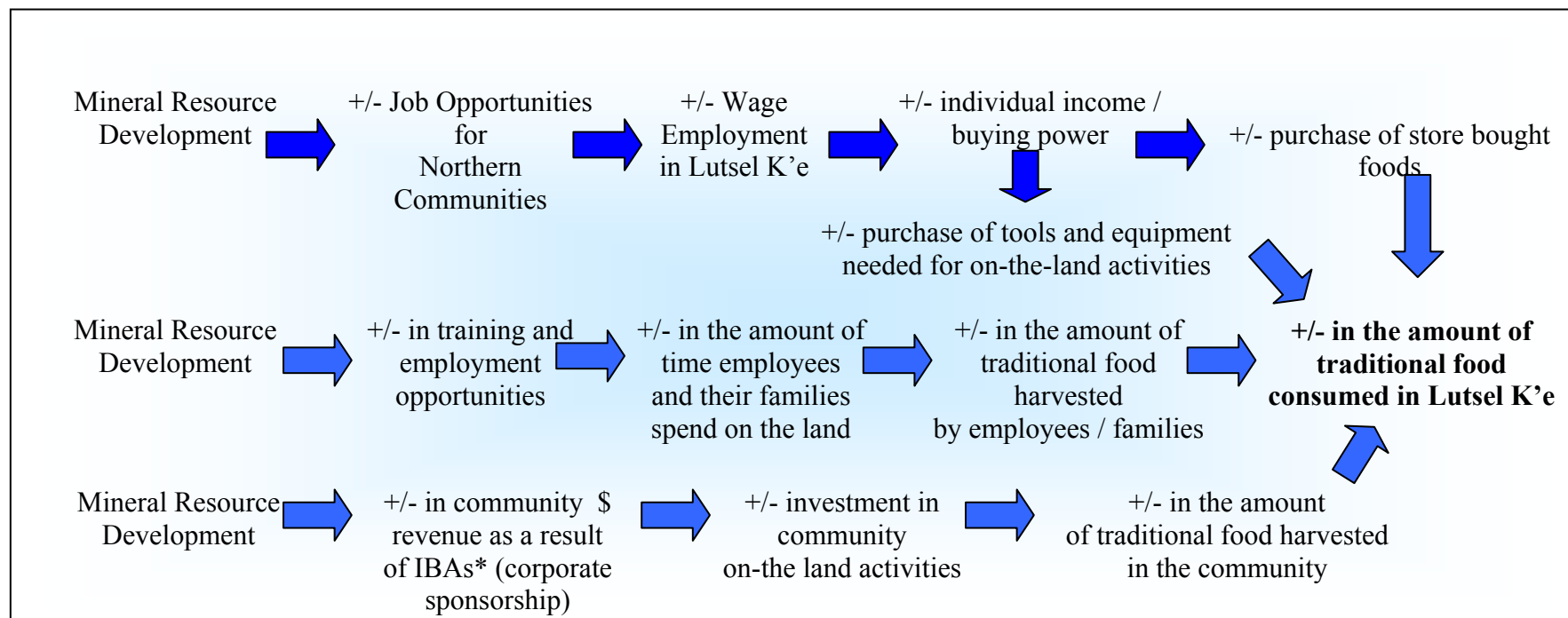


Figure 49. Impact Hypothesis #2 - Traditional Food Consumption (1998).

* Impact and Benefit Agreements

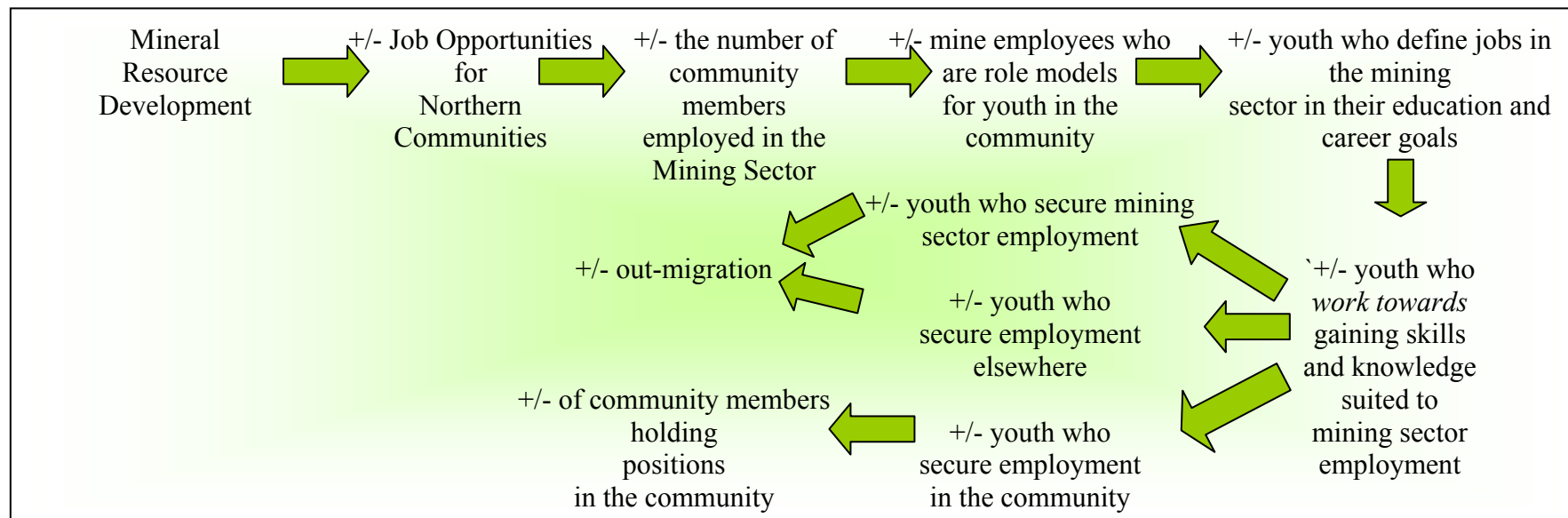


Figure 50. Impact Hypothesis #3 -Youth Goals - Education / Employment (1998)

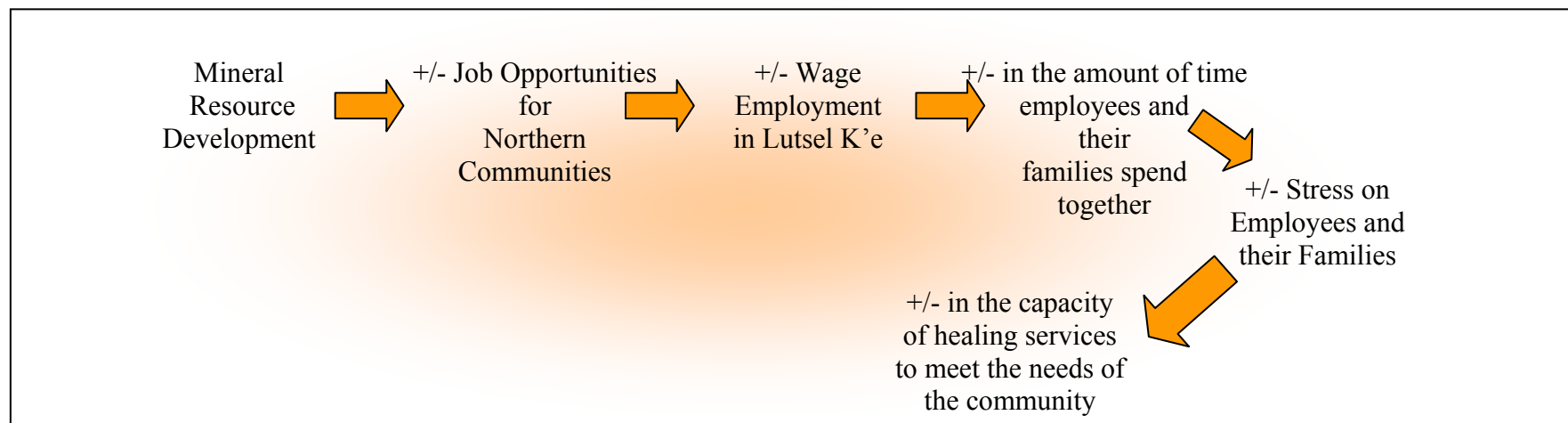


Figure 51. Impact Hypothesis #4 - Healing Services (1998).

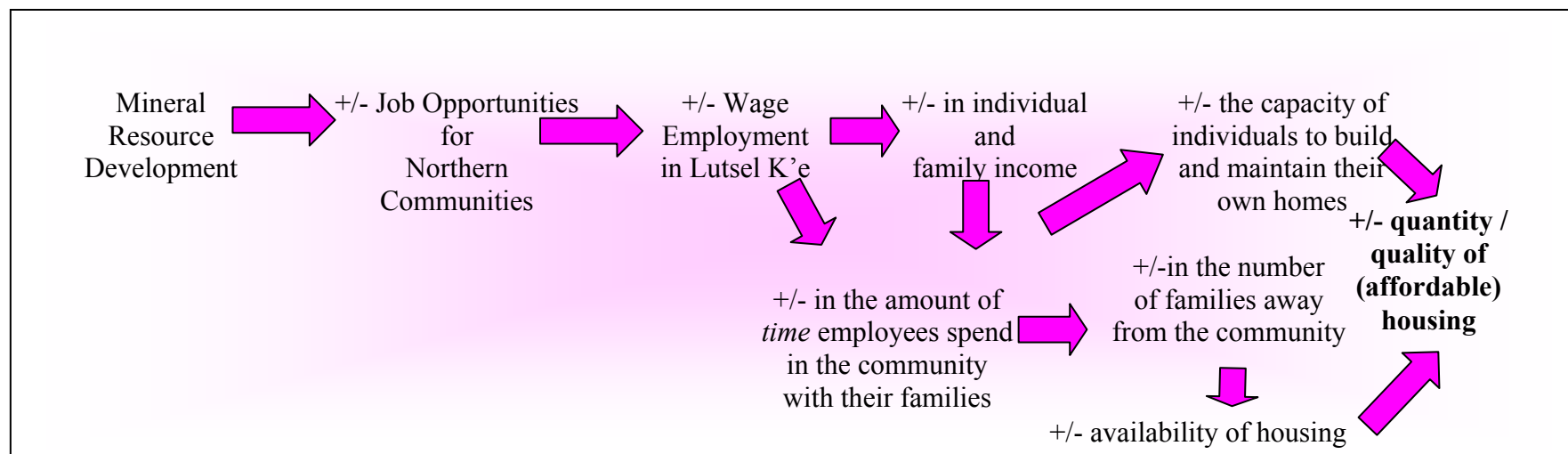


Figure 52. Impact Hypothesis #5 - Housing (1998).

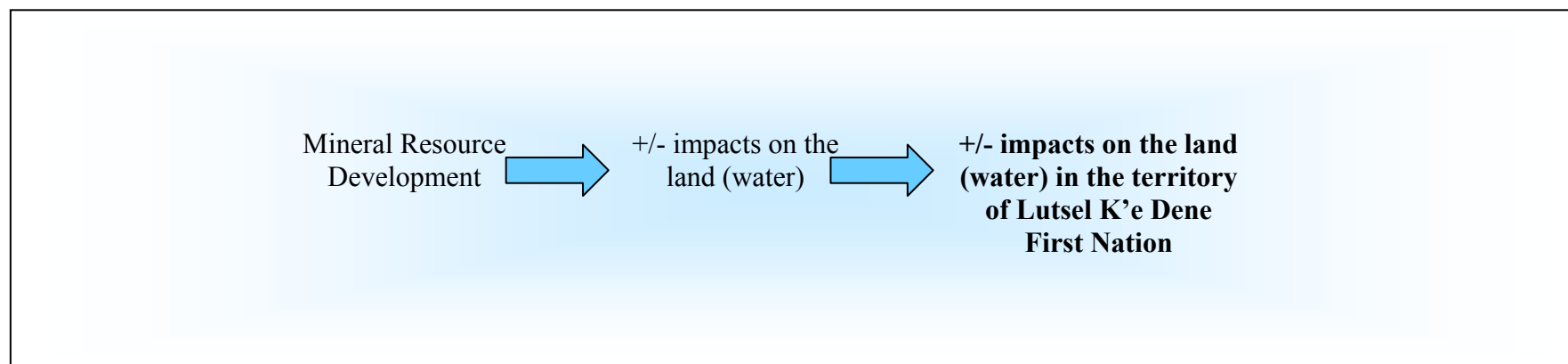


Figure 53. Impact Hypothesis #6 - Impacts of Development on Land/Water (1998).

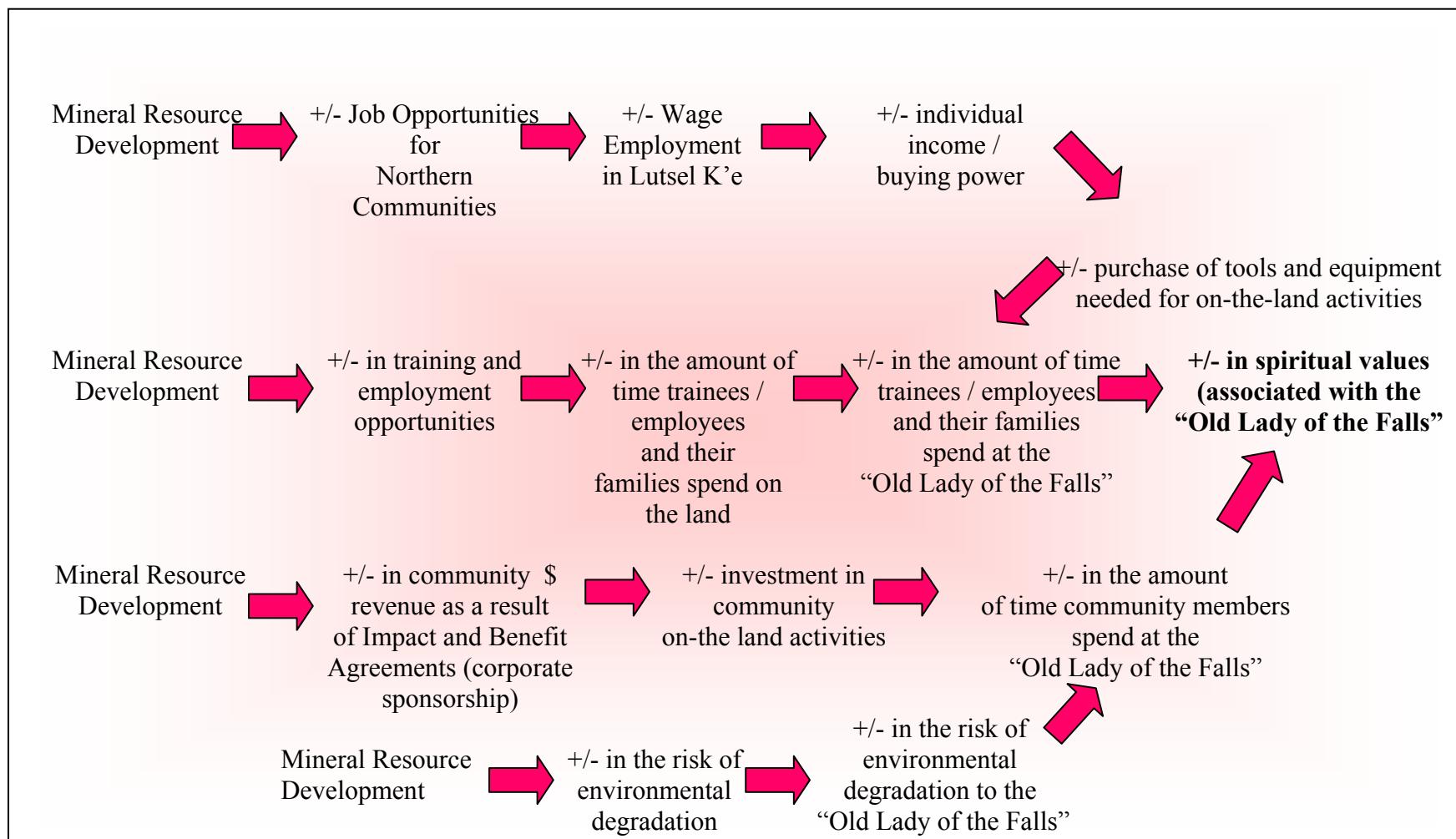


Figure 54. Impact Hypothesis #7 - Knowledge of Traditional Values "The Old Lady of the Falls"(1998).

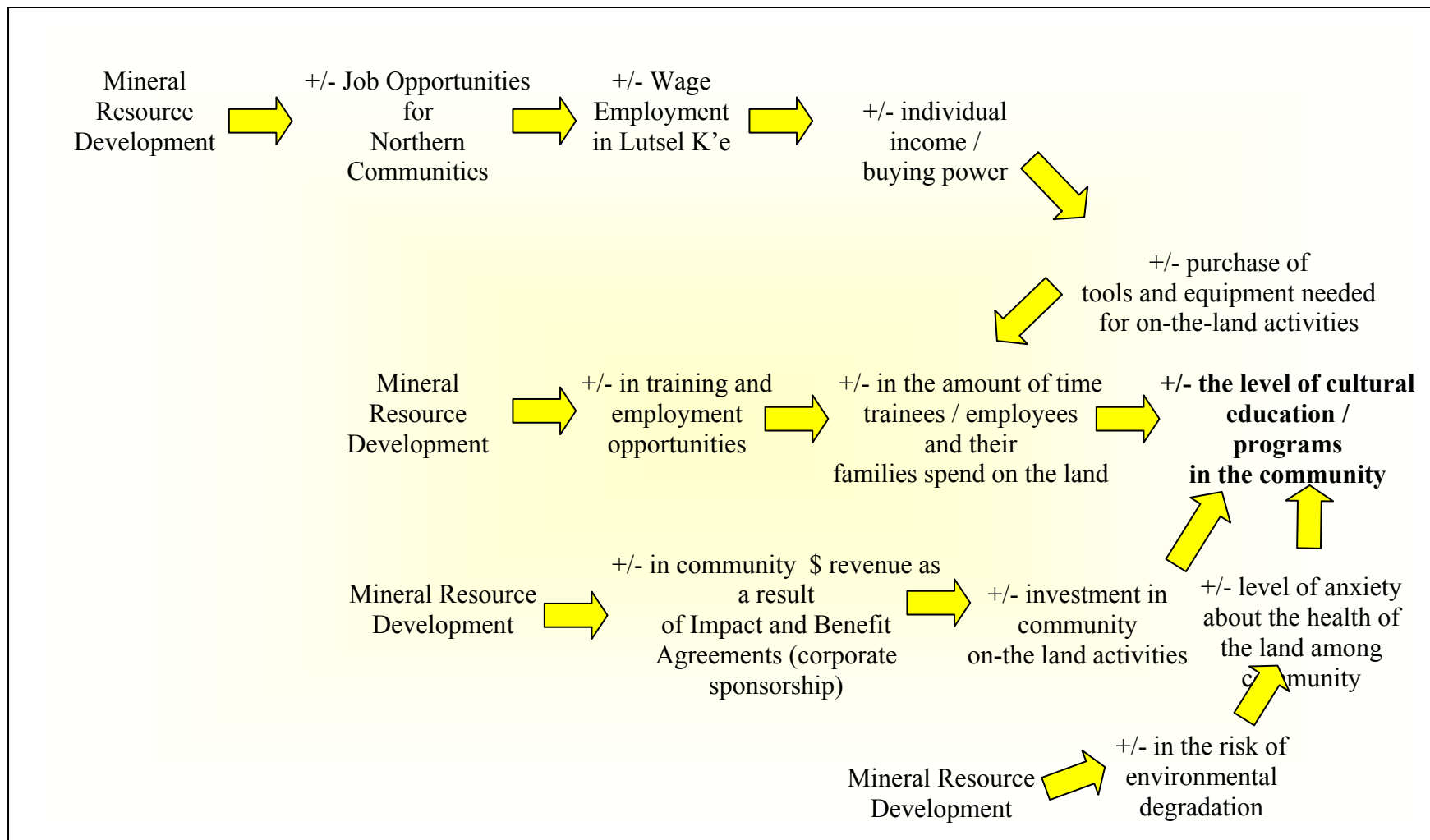


Figure 55. Impact Hypothesis #8 - Cultural Education (1998).

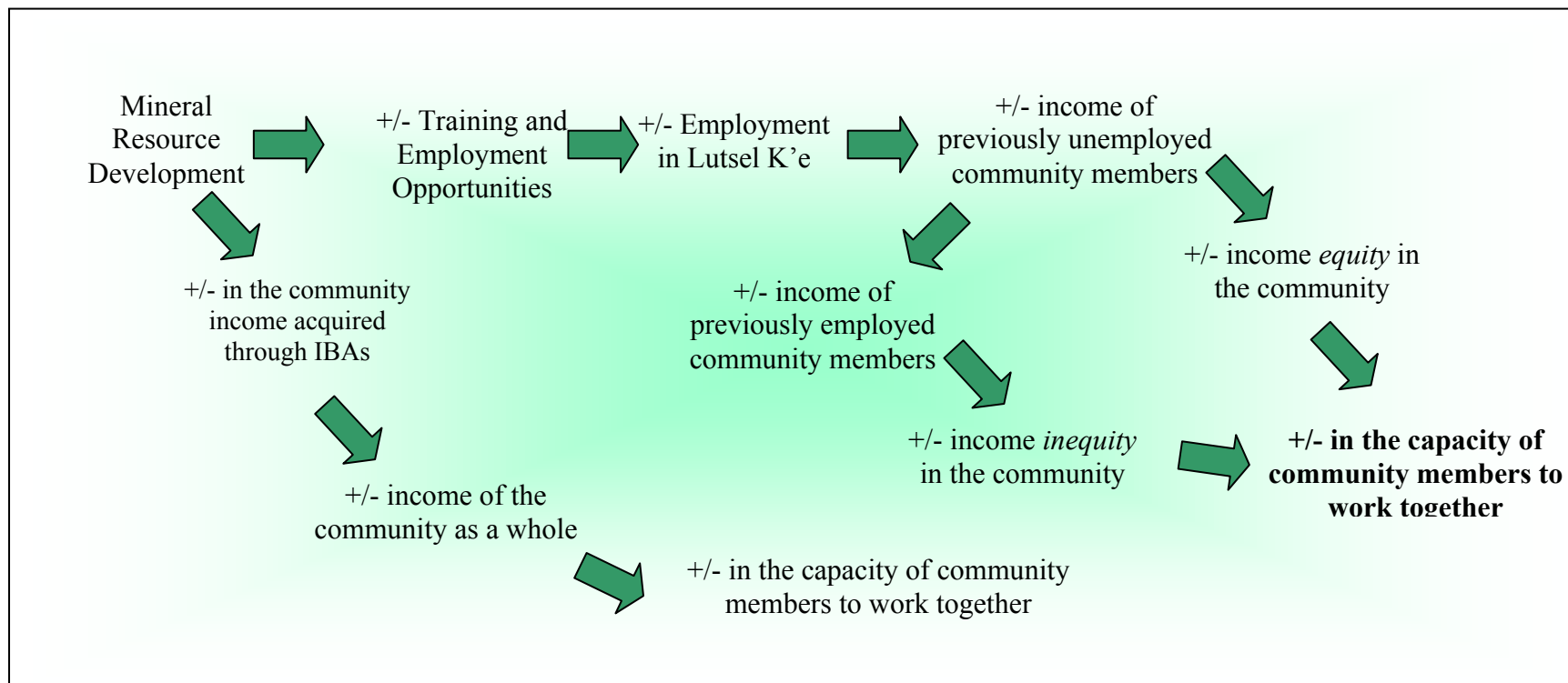


Figure 56. Impact Hypothesis #9 - Togetherness (1998)

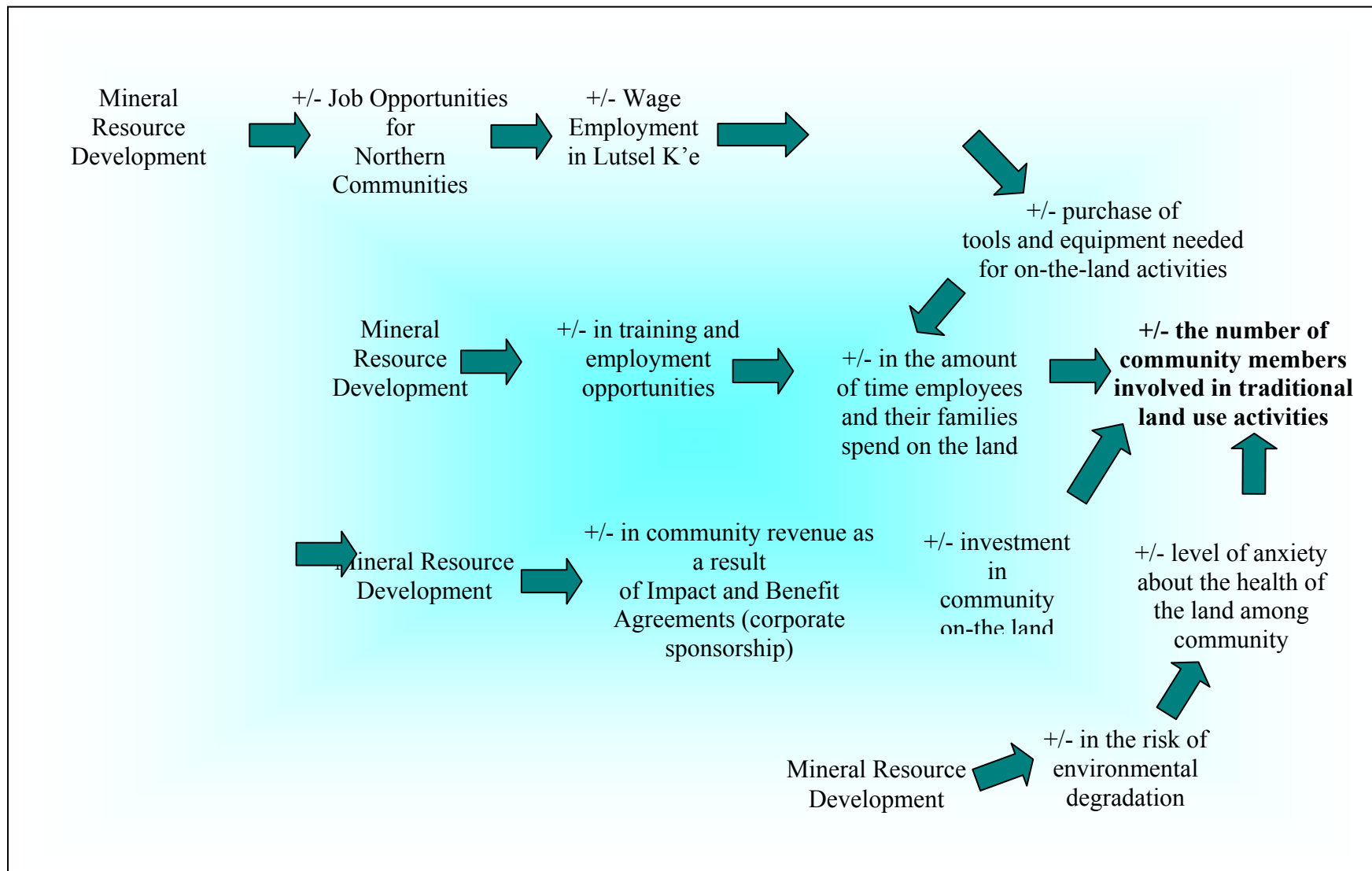


Figure 57. Impact Hypothesis #10 - Land Use (1998)

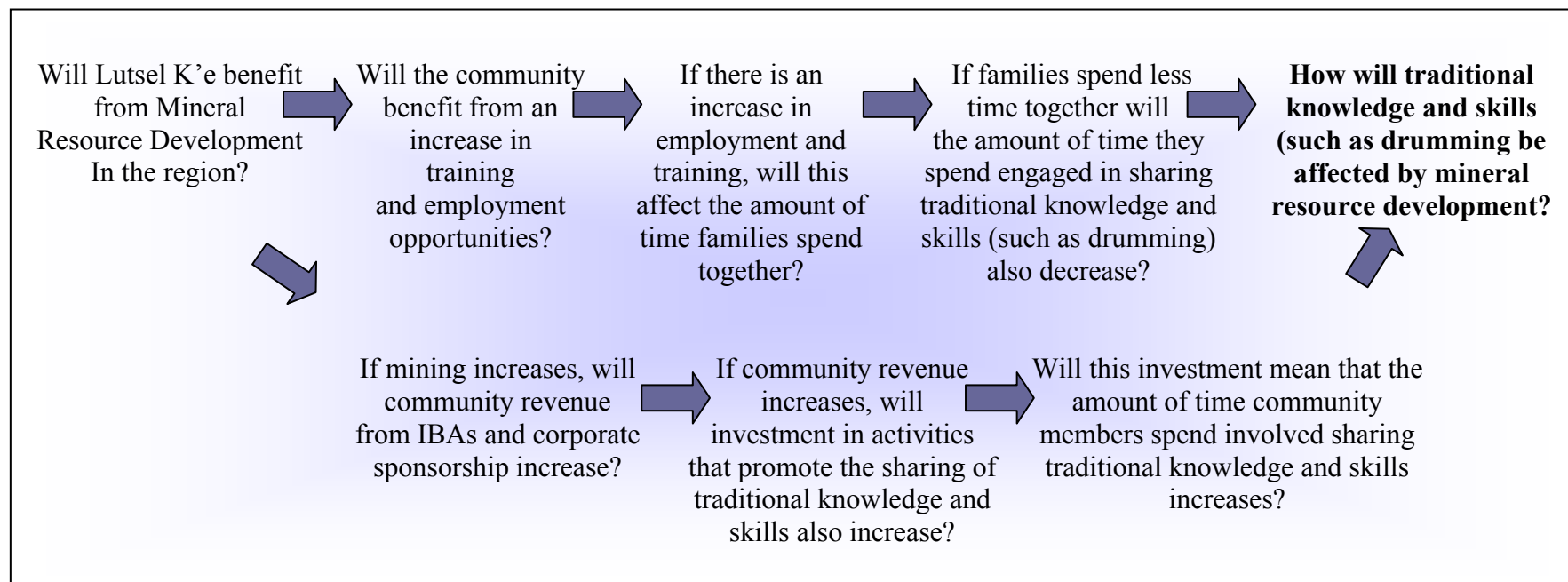


Figure 58. Impact Hypothesis #11 - Traditional Knowledge and Skills (1998) (Drumming)

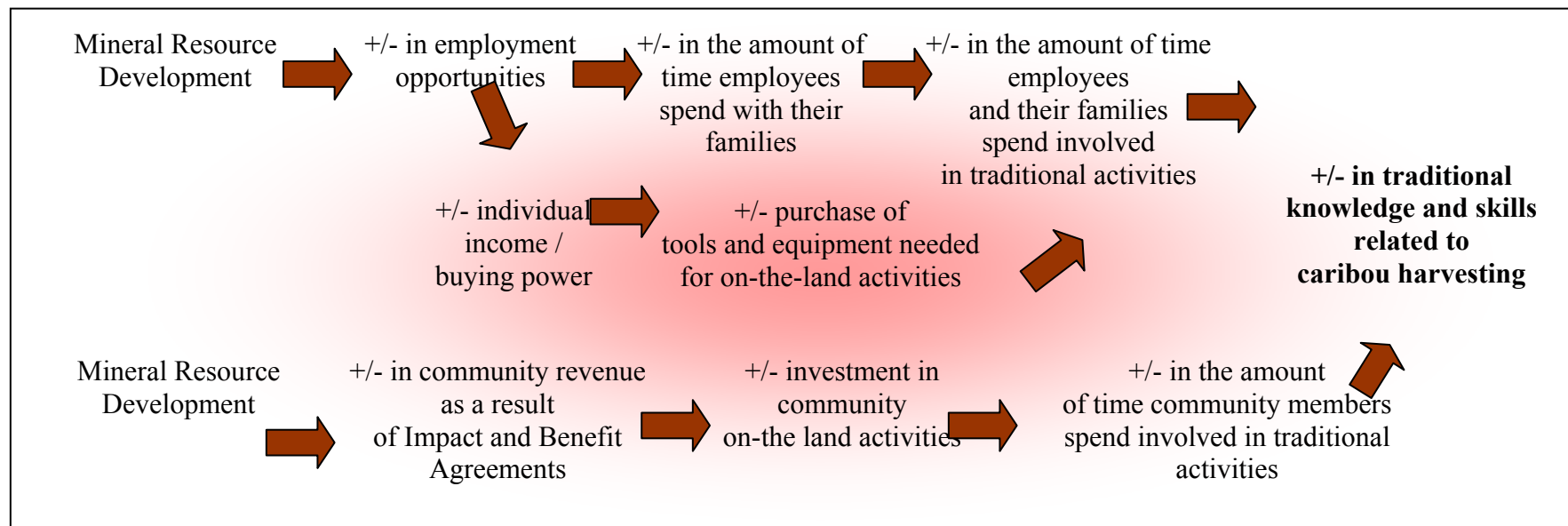
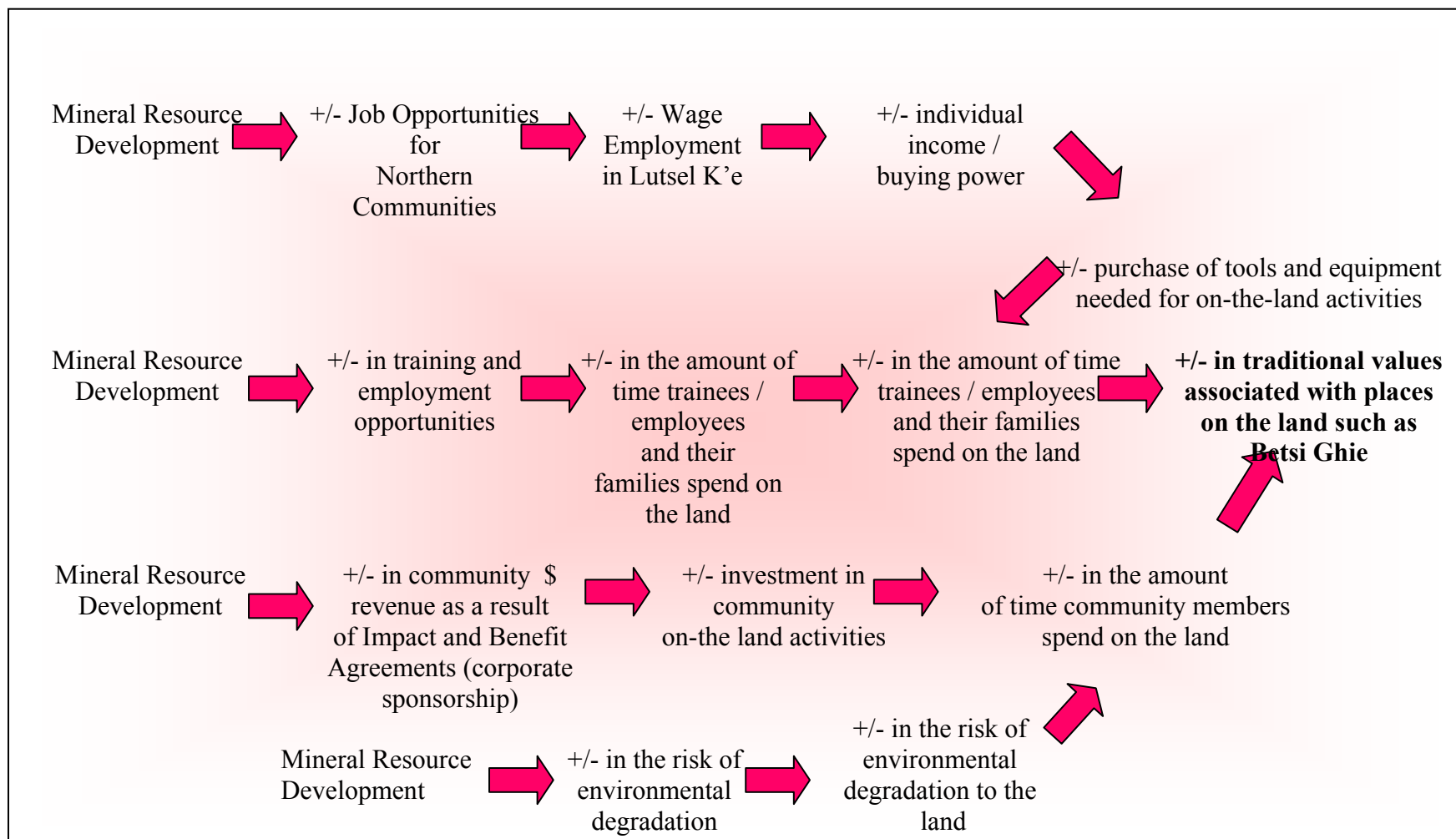


Figure 59. Impact Hypothesis #12 - Traditional Knowledge and Skills Caribou Harvesting



**Figure 60. Impact Hypothesis #13 - Traditional Knowledge and Skills
Traditional Values (Respect for Betsi Ghie)**

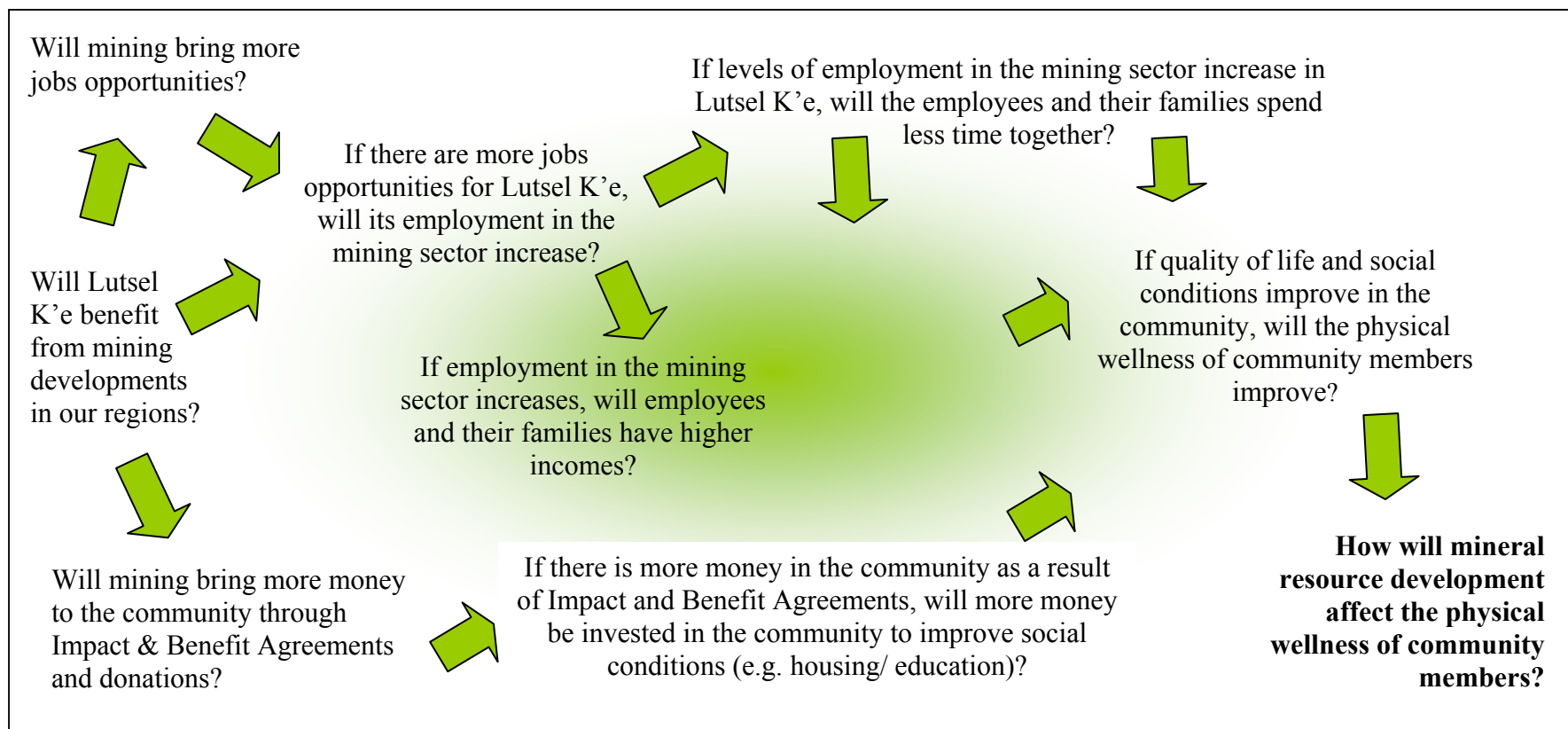


Figure 61. Impact Hypothesis #14 - Individual Health / Physical Wellness
Incidents of Cancer and Tuberculosis

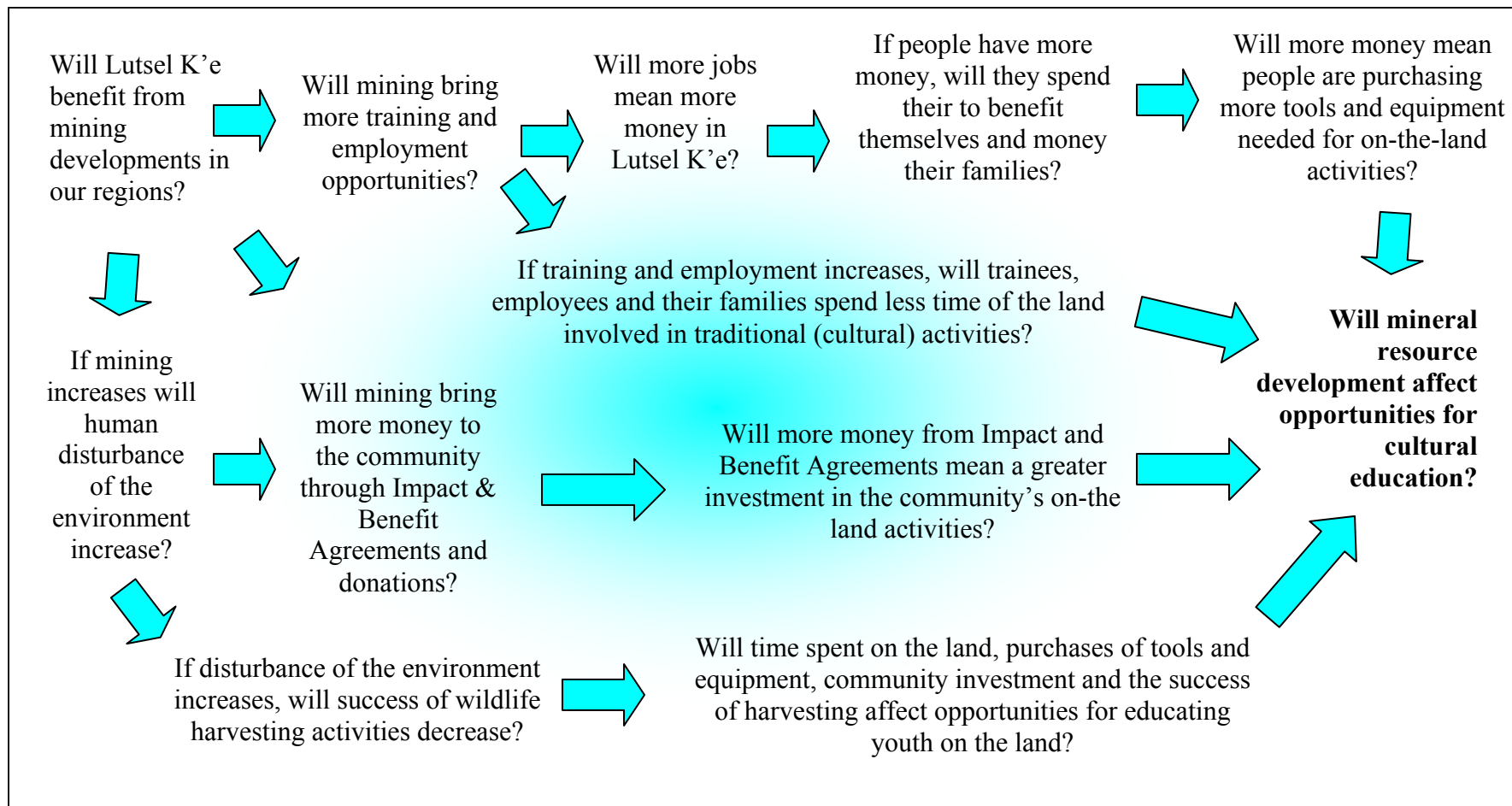


Figure 62. Impact Hypothesis #15 - Cultural Education Opportunities for Educating Youth

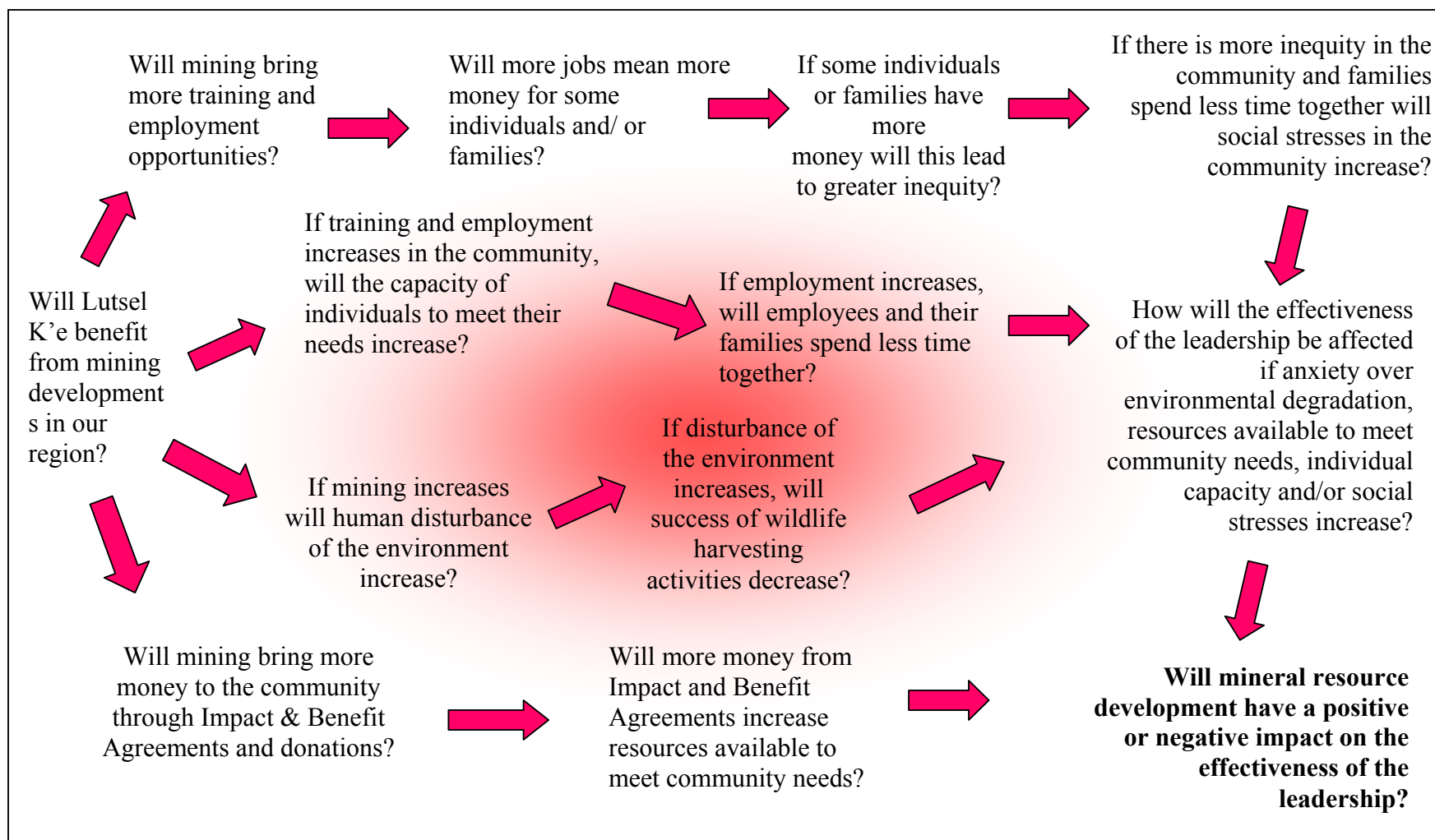


Figure 63. Impact Hypothesis #15 - Effectiveness of the Leadership Capacity for Decision-making (Motions / BCRs of Council)

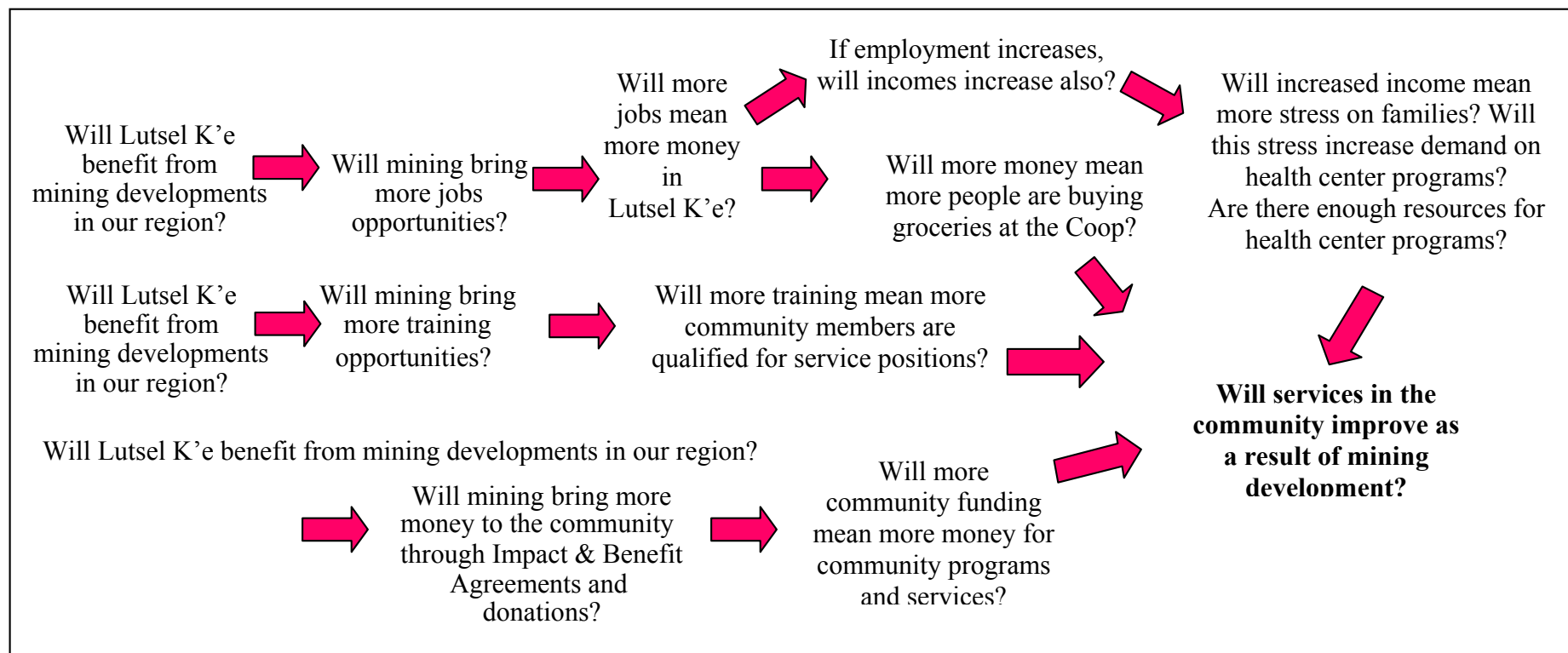


Figure 64. Impact Hypothesis #17 - Infrastructure and Services
Quality of services (Co-op/ Health Center/ Renewable Resource Officer)

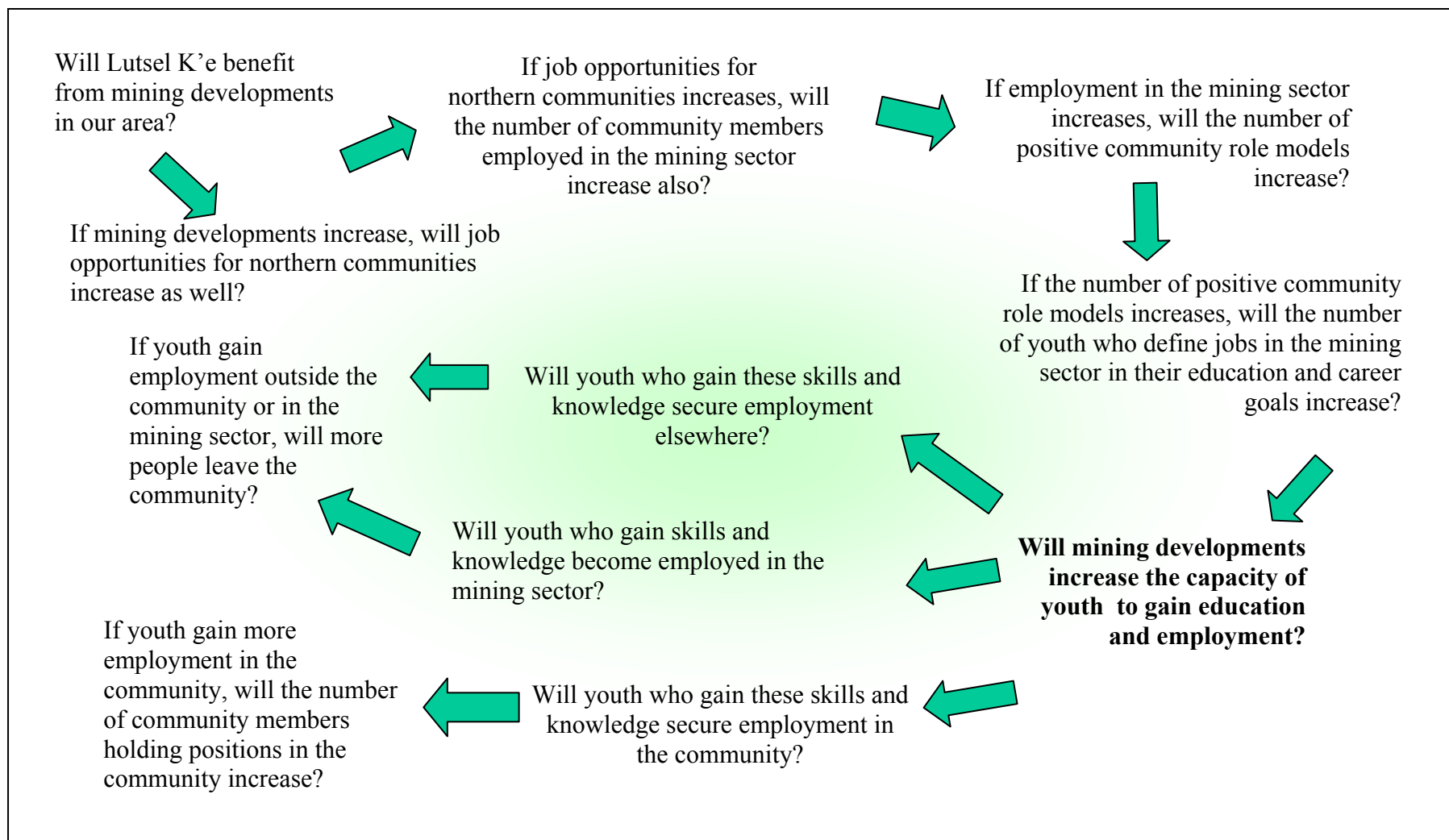


Figure 65. Impact Hypothesis #18 - Togetherness / Volunteerism

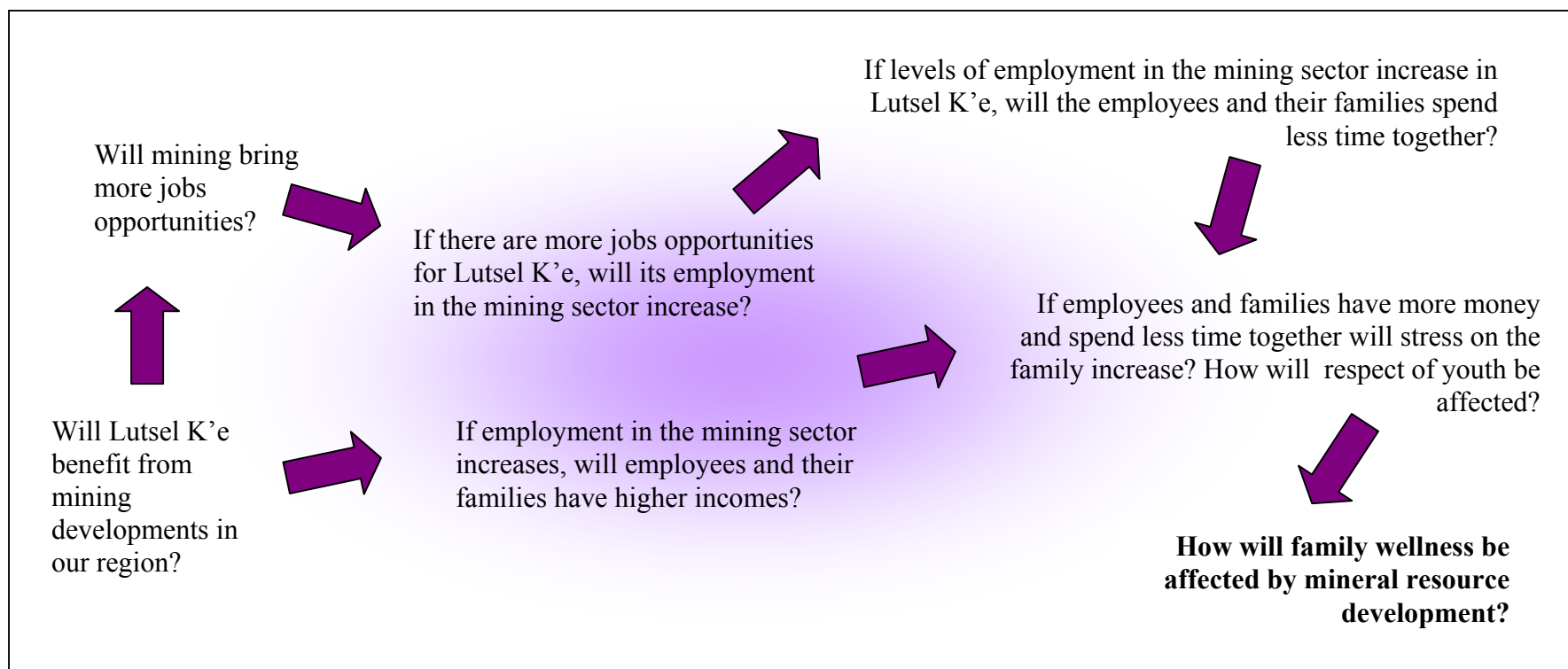


Figure 66. Impact Hypothesis #19 - Family Wellness / Child Wellness / Traditional Knowledge and Skills – Values of Respect held by Children / Youth

4.4.2 Evaluation of Results

The comments contained in this section exemplify those elicited from various community organizations during the workshops that were held to evaluate results at the end of each cycle of monitoring (i.e. after the *Community Health Survey* and in 2001-2002, after the *Mining Employee and Spouse Survey* as well). They represent a sample of people's interpretation of the results that were presented to their respective organizations. It must be clarified that not all results were presented to all community organizations. Only those results that were relevant to the community organization's mandate were discussed. For example, results pertaining to services and mandate of the Wildlife, Lands and Environment Committee were primarily shared with the Committee members themselves. The feedback comments presented below are either attributable to individuals, or else they are representative of a larger feedback group. Those attributable to individuals are cited as such – otherwise, the comments are representative of all the participants in a feedback workshop.

Employment in the Mining Sector

- casual employment is going up; I think part-time and casual employment is better for people; mining companies don't like this it costs more
- there are hardly any women working from Lutsel K'e
- they should give more people a chance; there are lots of people who want to work; even if they screw up they should still be give a chance
- working is better than being on welfare
- if people have drug and alcohol problems it is their own business
- most of the jobs are just labour jobs; you feel like you are at the bottom
- there should be more training programs
- it seems like there are more people from other communities working at the mines - their corporations have more contracts
- if someone from here screws up - it makes a bad name for everyone and its harder for anyone from Lutsel K'e to find a job; they aren't supposed to blacklist people but I think they do
- I filled out an application and I didn't even get a response; there is a problem in town with a lack of resource people helping in the employment office
- there should be an employment officer for each mine; maybe even an employment committee to help people get hired
- we need a liaison person working with us
- they should try developing a contract for an employment officer who would then be responsible for making sure people from here got hired - there should always be a certain number of people from Lutsel K'e working at the mine at any one time.

During feedback workshops for the Mining Employee and Spouse Survey first administered in 2001-2002, respondents had some specific comments as to how mining employment could better suit the needs and desires of Lutsel K'e community members:

- have straight flights home, with no detours to the Gold Range
- too long for me being away from my family - I work 6 weeks in and 2 weeks out
- signed a contract with the mine – can't release any information about the mine or else they can release me or fire me
- work in the mine is good for young people to learn about the industrial world
- have a skidoo available for employees to go check out the land after work is done at the mine site

- hire more natives on the job site
- help by paying employees while they attend family counseling or treatment programs
- it would be nice to have people speak the same language as you
- prior to employment individuals should be taught very well about the differences between the home and work environment
- employment at the mine site affects mothers – the mines should assist in keeping them employed – child care is a big issue
- the mines should provide packages with medical expenses
- provide treatment to employees
- mines should provide family visits so that we can visit our spouses that work at the mines
- The mines keeps our men away from us and we are the ones that have to raise our children alone without our partner. We are the ones that have to look for babysitters, the mines should build a day care, so both parents can work. Instead of having one spouse work in the family.

Youth Participation in the Community

Those asked to comment on the results, suggested that students' increasing interest in mining sector related employment was positive. One woman said its good if students are thinking about these things at a young age because they need to be ready when training and employment opportunities come their way.

The fact that more students said they were interested in working in the mining sector than in the community was not seen as a problem by those who commented on the results. One woman said that if the students can find opportunities that benefit them, they should take them, regardless of whether they are in the community or outside. She said it is up to the leaders to organize things so that people and students want to live and work in the community.

Students cited proximity to family as the greatest reason for wanting employment in the community. Some students also stated that they got lonely when they left town for extended periods of time. As well, those students who have parents working in the mine acknowledge that they get lonely when their parent goes to work at the mine site. They said that they would not want their own kids to have to experience the same loneliness as they have. Some students also said that life outside of the community was "harder", where the deep social network of town does not exist.

Students also gave some reasons for why they thought some people preferred to work outside of the community. They said that wages in the community were too low, and that people could find higher paying jobs in Yellowknife or at the mines. They also said that the community had few jobs to begin with, so gaining employment was not easy.

Healing

In general the results suggest that community members see their health as good and do not necessarily see drug and alcohol issues as increasing with increased development.

In reviewing these results on healing, the health workers responded by saying that they did see an increase in drug and alcohol related problems, however they did not necessarily see these problems as a direct results of increased development. One worker commented that despite the perception of an increase in drug and alcohol problems in the community, few people were coming forward to request support or intervention from the health workers.

When the younger students were asked about their state of health, they commented that their health was fine, but that the teenagers were really suffering due to chewing snuff, smoking, drinking and drug abuse. As well, they said that the teenagers were frequently violent and beat each other up or picked on the younger children.

Elders also specified the same concerns as the younger children, zeroing in on the teenagers as those who were the most in need of healing and attention. One Elder simply stated that he wanted to know why the teenagers were so angry all the time.

Traditional Food Consumption

During evaluation, most people felt that this number seemed low compared to their own consumption levels. One community members also commented that it is difficult for some families when the men are away working at the mine because they have no one to hunt for them.

- The coop is so much better now - they have so many different kinds of food. (HC 10 31 00)
- The climate is changing - maybe we will see the caribou are going to go far away from us. (PE 10 31 00)
- The mine workers are not able to go out hunting / on the land as much - they work and then when they come back they are tired and want to spend time with their families. (RE 10 31 00)
- The mines attract animals - for example the salt on the roads. This will affect the animals - it has to. They are curious... they will go to the mine to investigate, to smell everything.
- The lichen if it is burnt will take along time to grow back.
- It seems like there are more forest fires now than in the past. This is affecting the caribou migration and our way of life. We will have to go further and further to hunt caribou. (PE RE DD 10 31 00)

In general, almost all the respondents ate caribou meat and other traditional foods quite frequently. From the survey results, you can see many Dene rely on caribou meat for their main source of food. The ones that say they do not eat much caribou meat are typically either non-native or some mine workers who have just returned to the community. The latest results showed more of an intake of caribou meat, as there were many caribou this past winter.

Housing

Community members who commented about housing conditions said that housing had improved somewhat over the last five years; however, it was still not meeting the needs of the people. There was a major concern about the poor quality of homes currently being built in the community.

One person suggested that as employment in the mining industry increases, the need for housing in the community, especially for single people is likely to increase even more.

Another person evaluating the results suggested that the lack of housing in the community is a major reason why trained and educated people decide to leave the community.

- rent is too high; it is prorated according to your income; it's really hard - if you start to work your rent goes up and it is not worth it to work... you can't get ahead. My brother had to move out of his house when he started working because he could not afford to pay the rent.

- people should apply for more housing, the more people on the list, the more housing will be allocated
- my house is so crowded; I am so tired of it - I can't cope anymore
- I'm not complaining but my house is very very small
- we should build our own log houses; the way it is now the government owns our houses - they are controlling us
- not everyone gets a house; some people have been on the list for a long time and still don't have a house

While respondents who claimed that their houses has dropped over the years the survey has been administered, there is still a perceived need for more housing in the community. Specifically, many respondents stated that more duplexes and triplexes should be built to provide housing for singles and couples, who at this time typically cannot obtain their own housing units.

Togetherness

- People seem to be more self-interested now that there is more money in town. (JM 03 21 01)
- We can't work for free (PE 10 31 00)
- It's not hard to get volunteers when people are in the bush. (DD 10 31 00)
- If it is a good cause -it's not hard to get people to volunteer. (RE 10 31 00)
- Elders are the ones telling us that money is needed. They get really mad if they don't get a cheque for a meeting (DD 10 31 00)
- This is the 20th century - you can't expect people to get everything for free. If we didn't have money - it would be different. (RE 10 31 00)
- When there is more money in town there are more problems. There is nothing for people to spend money on - people just end up going around in circles - they get bored. (SC HC PE 10 31 00)
- People who get fired from the mines because of drugs and alcohol have to take responsibility for themselves and do something for themselves. It is not anybody else's fault. (SC PLM)
- Youth want to get paid all the time these days. They also say that volunteering is simply boring.

Generally, older youth (teenagers) tended to comment that community support for youth activities was extremely low. They said that not only were the facilities for youth in town minimal, but that programs and activities were scarce and poorly organized.

Cultural Education

- there is not much happening in terms of cultural education
- the kids said it is hard for them to learn about their culture through the school; its better if they are able to go out with their families and their parents
- its definitely better for kids to learn about their culture from their parents
- we should try and focus more on the family in educating youth about their culture
- last summer we had a big youth camp and there were 50 kids who attended
- its hard for some families that don't have money to take kids out on the land
- in the past - no one had money for things; nowadays everyone says they need money to go out on the land - this is a really big change
- even 5 years ago people used to go out on the land and set a tent in the spring and go duck hunting - now there is no one doing that

- they should send kids out by themselves on the land; that is how I learned about surviving on the land;
- now a days, kids don't respect their parents and how they are trying to teach them
- we should go out to the small lakes, Snowdrift River, Meridian Lake and spend time with the kids out there
- it seemed like people stopped going out in the 1980s; maybe its because of the welfare and the pension
- in the past the welfare was lower and the pension was lower; people had to trap to get by
- its the fur prices; they dropped and people stopped going out after that; that was the height of the anti-fur campaign
- Renewable Resources doesn't really help people with trapping either
- Things have changed. It used to be that if you wanted to make money, you would go out in the bush. Then it switched that if you wanted to make money you stayed in town.
- It's up to the parents to try and teach their kids about their culture
- There may be less trapping in the future because more people will be working.

During Elders workshops, most of the discussion revolved around the loss of Chipewyan language abilities in the younger generation. Some comments around this topic include:

- How can we help children with language and at school? We need to start speaking our language at home, one word at a time. Even our grandchildren. We need to teach them one word at a time, tell them what it means. (AA 11 06 02)
- If kids don't speak Chip, it is the parents fault. At one time nobody understood English, everyone spoke Chip. It's the other way around now. (AM 11 06 02)
- When kids are spoken too they don't try to understand these days. Like when we set up a traditional camp, like this spring at the hide camp. Kids didn't have any understanding of what was going on, no motivation or enthusiasm to learn. We have trouble even getting kids up in the morning. Three girls were the ringleaders that didn't want to listen, and the others suffered. Some kids don't want to learn... (VD 11 06 02)

5. Discussion / Conclusions

The Community-Based Monitoring Project 1997-02 provides some valuable insights into the opportunities and challenges facing northern communities in the Slave Geological Province of the Northwest Territories. The results from this four year project tell a story of changes in the Dene community of Lutsel K'e and the impact that mineral resource development has had on their journeys toward self-government, healing and cultural preservation.

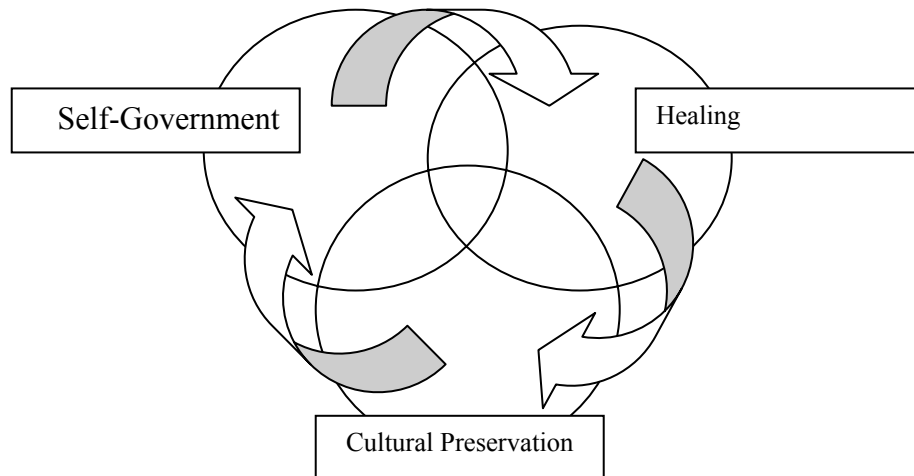


Figure 67. Three Journeys of Community Health (Dene way of Life) from the Community-Based Monitoring Pilot Project 1996.

Employment is an indicator of particular significance to the well-being of the community and their vision of self-government. **(Figure 6,7,8)** Employment in the traditional and in the local wage economy provides individuals with capacity to provide for their own basic needs as well as that of their families. Employment in the mining sector also provides community members with valuable income but can also lead to many other changes in the community. (See Impact Hypotheses in **Figures 48-66**)

Information gathered through quantitative as well as qualitative methods, between 1997 and 2002; suggest that employment levels in this sector have varied significantly over that five year period, reflecting seasonal ups and downs in employment opportunities.

This seasonal variation makes it important to compare results from the same season in order to understand whether employment levels have really increased or decreased during the study period. Comparing results from December 1998 and January 2002, we know that employment has roughly increased by four percent (9%) during the study period. This increase is higher than what had originally been predicted by the economic development officer in 1996, however, was not recognized as a significant benefit by those community members who evaluated the results in 2001-2002. This is most probably due to the highly variable nature of levels of employment at the mine sites, which tend to fluctuate significantly amongst the survey dates (perhaps due to the limited number of people with full-time employment).

...Regarding mining, I don't know how that will affect the community. There may be some business opportunities such as joint ventures with other businesses down south. But I don't think there will really be a lot of employment directly with the mining companies. Maybe 6-8 jobs, maybe 12 with all the mines put together. I don't really think employment here is related to the number of mines that open. [The company] can probably hire as many people as want to work. I don't think it's the kind of work that people want. (011 July, 1996)

Community members who evaluated the results in 2001 and 2002 were concerned that the increases in community employment levels were not significant given that more than 600 new jobs have been created in the Northwest Territories over the study period. They said that not enough people from the community have been employed. Some local resource people have pointed out that a lot of skilled and trained people have left their jobs in the community to work in the mining sector. Very few unemployed community members have been able to take advantage of employment opportunities. The increases in employment in the mining sector, however slight, may therefore be a dis-benefit to the community in that it has significantly decreased (decapitated) the local skills base.

There is, however, hope that those currently unemployed in the community will be able to develop their skills and eventually find jobs. However, during evaluation of the results, there were many concerns raised about the lack of training opportunities, and the need for more programs and resource people to assist the unemployed in developing skills and finding work. The need for more training, education and employment opportunities for youth was strongly emphasized. (**Figure 16-19**)

Other community members who evaluated the results worry that the environmental costs associated with employment in this sector are too high. (For insight into how environmental impacts may affect community well-being, see the **Impact Hypotheses in 48-66**)

Their comments are also supported by survey results from 2000-2002, when community members were asked if they were concerned about the long-term environmental effects of mineral resource development (**Figure 11**). In March 2000, 66% of community members said that they were "very concerned" about the environmental effects. By January 2002, that number had risen to 77%. This increase may suggest that as time passes and community members become more aware of the increasing number of development projects, they become more concerned about the environmental effects.

Other community members who evaluated the results worry that the social costs associated with employment in this sector are too high. Some concerns related to the impact of money on the community's capacity to work together, including volunteer in the community (**Figure 12,13**), and attend community meetings (**Figure 14**). There were also specific concerns about what might happen to youth in the community and the support for youth activities (**Figure 15**). Others that evaluated the results had broader concerns.

Overall, I think the mining developments are having a negative effect on the community. The whole thing is very short-sighted. There may be instant financial gratification but it is only short term. There is not enough understanding of what impact it is having on families. And the benefits are not happening for everyone. There is not enough training, no daycare support for families. If you look at it that way, the benefits don't measure up to all the problems... some employment has been created but at what cost? (RA 03 21 01)

The community's capacity to deal with these social costs and other changes resulting from mineral resource development are central to this study. As illustrated in the above quotes, there are many ways in which mineral resource development might affect the well-being of the community and their healing journey (See Impact Hypotheses in **Figures 48-66**). In 1996, many people in the community talked about healing or the process of strengthening oneself (or one's community) - emotionally, spiritually, physically and mentally. Many of their ideas specifically related to the success of treatment programs, personal initiative and local capacity to address local interest in healing. The importance of treatment programs and healing workshops, mobile treatment centers, healing as a part of school programs and work between youth and elders were other issues discussed. In 2000-02 community members interpreted and rated their individual health whether it be emotional, physical, mental or spiritual. Results show that adults rate their health relatively low on a scale of poor, fair, good and excellent (**Figure 23**). Youth rated their individual health relatively higher.

Another measure of how people interpret their well-being and the well-being of their children is confidence in the future. Confidence in the future of the community's children fluctuated between 61% and 68% in 2000-02. (**Figure 27**)

Housing conditions is one of the factors that may affect how people rate their health. The number of community members who own their own home in Lutsel K'e remained relatively low throughout the study period. (**Figure 20**) Results revealed that overcrowding and houses in need of repairs were a significant issue. (**Figure 21,22**)

The healing services in the community are another important indicator of the well-being of the community and may also be affected by mineral resource development activity. (See Impact Hypothesis in **Figure 51**) In 1996, one community member predicted that without adequate social service programs; the community's capacity to benefit from mineral resource development will be limited.

If the Drug & Alcohol program does not improve then we will not be able to keep on helping the people of Lutsel K'e. When there is a lot of money around it creates a lot of Drug & Alcohol abuse... but if people are fairly healthy and willing to become healthy they will do fine [coping with money]. Those people that still use [drugs and alcohol], some of them will be fired...We must get all of Lutsel K'e healthy if we are going to benefit from the mine, otherwise we will not benefit. (A17 1996)

Some community members who evaluated the results in 2001 commented on the importance of health and social service programs to the community's healing journey, others emphasized the importance of individuals doing "something for themselves".

People who get fired from the mines because of drugs and alcohol have to take responsibility for themselves and do something for themselves. It is not anybody else's fault. (SC PLM 10 31 00)

This individualistic approach to healing was strongly emphasized by elders during a 1997 traditional knowledge study of community health. During that study, elders talked about the importance of having respect for oneself. For many elders, living off the land is an important for

self-respect and reflects a capacity for self-reliance. The following elder describes his relationship to the land.

I haven't stopped hunting and trapping. I work for/by myself well. I don't suffer because of some one else's mistakes. That is not to say that I'm better. Who ever wants to doubt my traditions – it's up to them. People know me, how I hunt, how I trap. Other than Dene people, there isn't anyone responsible for me. When I am alone in the bush or on the barren lands, I can stay alone for however, long I want. That is the way I live my life. (EM 021)

The relationship between living off the land and respecting one's self speaks to many issues around health and healing in the community. There are obvious emotional, spiritual, physical and mental ties that bind the community to the land. Overcoming sadness, for example or other emotional healing processes such as grieving, dealing with anger etc. is described in connection to the land. The following excerpt illustrates one elder's strong connection between emotional healing and the land.

When loneliness comes upon you, you've got to do something to take your mind off it. Maybe take a walk out in the forest. When you get up on the top of a hill and you see all the beautiful scenery around you, like the trees, mountains, lake and shores, its so beautiful, it makes you wonder who did this all for you? This is how you forget about your loneliness. (EM 004)

Also visible in this excerpt, is the close connection between spirituality and the land. This connection between healing and living on the land is connected to the community's third journey of community health – cultural preservation.

Cultural preservation in this context is defined as the land use, cultural education, knowledge, skills and values as well as language of the Dene way of life. Land use is one aspect of cultural preservation that may be affected by mineral resource development. (See Impact Hypothesis in **Figure 57**) During the Traditional Knowledge Study on Community Health (1997), elders spoke of traveling on the land, by foot, by boat, dog team, and by sled. More recently people have begun to travel by skidoo. Land use patterns were documented in 1998 in a large area stretching from Lutsel K'e, Fort Reliance, Artillery Lake and Clinton Colden Lake west to Yellowknife, south to Fort Resolution and east to Nonacho Lake and Lynx Lake. (It is important to note that this area does not represent the entirety of Lutsel K'e Dene Territory.)

Being knowledgeable and skilled in harvesting is also a very important part of living on the land. Mineral resource development may have a significant impact on this element of Lutsel K'e Dene culture. (See Impact Hypothesis in **Figure 58-60**) Skills and knowledge related to caribou harvesting are of particular significance in the community. In 2000-02, researchers determined that between 43% and 63% of adults had harvested caribou during the study periods. (**Figure 37**)

Harvesting of ducks and geese as well as trapping are also an important cultural activity. (**Figure 34-35**) Dry-fish making is also important. Women in Lutsel K'e hold significant knowledge and skills related to making dry-fish. In 2000-02, researchers were able to determine that between 14% and 37% of adults had made dry-fish in the last six months. (**Figure 36**)

Traditional food including caribou, ducks, geese, fish as well as berries and other plant are important to the physical and nutritional well-being of the community. From 1997-2002, researchers were able to gather significant information about the consumption of traditional food including consumption of caribou meat. **(Figure 24-26)**

Traditional knowledge and skills for drum-dances and hand-games are also important aspect to consider. **(Figure 40-43)** Results suggest that community members are more likely to organize and participate in such games in summer. However, participation levels are relatively low regardless.

The values underlying traditional knowledge and skills are also important in the journey of cultural preservation, particularly the value of 'respect'. People demonstrate respect for the land water and wildlife in many different ways. Paying the land (i.e. offering tobacco) is one way that people thank the Creator for the land and the animals that they depended on for survival. One site where community members often express their values of respect of the land is the "Old Lady of the Falls". Community members have visited this sacred site for many generations and continue to travel there in spring and summer. **(Figure 38-39)**

Various elders expressed concerns about non-Dene people including exploration and mining companies who have failed to care for the land. There was also concern about the potential effects of development on the land in the future.

The capacity to preserve culture is most strongly related to involving and educating the younger generations in a traditional way of life. One of the most fundamental demonstrations of this education is in caribou hunting **(Figure 37)**. In 2000-02, between 64% to 80% of community members said that they had not taken a youth caribou hunting **(Figure 32)**. Use of Chipewyan language in the home is also low **(Figure 46-47)**. These statistics suggest that Lutsel K'e faces many challenges in cultural preservation.

Protecting the land for youth and for future generations is however, still an important part of the community and their sense of well-being. The late elder Zepp Casaway explains here.

Everything will be destroyed if the dam is built [on the Lockhart River]. That is why when I heard about it I felt sad. I worked on that land; it nourished the Dene people and now we don't even know how many visitors are in that area. These sacred places all might be destroyed... Over near Fort Reliance, making a dam would destroy the land and everything on it. Whoever hears my voice and what I think, they should try and do something about it... everything is destroyed around us, we will be sad people, we will suffer.
(Zepp Casaway (1932-2001) July 8, 2001)

These words of the late elder Zepp Casaway regarding the future loss of the land to development brings to show us the political, economic, social cultural, spiritual and ecological dimensions of the community's well-being. It suggests to us how the community's journeys of self-government, healing and cultural preservation are inter-related.

The Community-Based Monitoring Project began in Lutsel K'e in 1996, largely carried out by community researcher Evelyn Marlowe. Her commitment and dedication to her work is exemplary of the skill and capacity that exists within northern communities to carry out consistent and ongoing monitoring. Marlowe and other community researchers are acutely aware however, that gathering of data is only one part of the process. Reporting data back to the community on an ongoing basis for feedback and reflection is critical if the information is to be useful to the community.

With monitoring we're able to watch the changes that occur but I don't think the community will just watch. With the information we collect we can act.
(Marlowe, 2001)

Community-based monitoring initiatives, like that in Lutsel K'e, can make many contributions to resource planning and management, at a local and regional level. For example, indicators of community and environmental health have been used in Lutsel K'e by the local Band Council, health and social services board, the justice committee as well as by the wildlife committee in setting community goals and community planning, in the assessment of resource development projects, and in designing and evaluating community projects.¹⁴ Quantitative data gathering provides a basis for comparing details of change over time. Qualitative information gathering provides community members with opportunities to evaluate quantitative results and other changes that may be of some significance or importance to people at the local level.

Indicators, such as those developed during this project, provide perspective on the effects of specific resource development projects. Some indicators can easily show specific cause and effect. Other indicators such as those tied to the journey of cultural preservation are better understood in the context of cumulative effects. Monitored over time, these indicators can make an important contribution to our understanding of resource development and its contribution to the health of northern communities.

6. Links with Parallel Studies

The current study is linked to the Community-Based Monitoring Pilot Project (1997), the Traditional Knowledge Study on Community Health and the Traditional Ecological Knowledge Project in the Kache Kue Study Region (2001),

7. Training Activities and Results

For details on Training Activities and Results, see Section 3.

8. Schedule and Any Changes

9. Supporting Literature

Abel, Kerry Margaret. *Drum Songs: Glimpses of Dene History*. Toronto: University of Toronto, 1993.

Abele, Francis. *Gathering Strength*. Calgary: Arctic Institute of North America, 1989.

Abele, Francis - Northern Environmental Coalition. *Submission to the Socio-Economic Technical Hearings: Environmental Assessment Hearings on the BHP Diamonds Project*. Yellowknife, 1996.

Altman, J.C. *Aborigines, Tourism and Development: The Northern Territory Experience*. Darwin: North Australia Research Unit, Australian National University, 1988.

Altman, J.C. and M.C. Dillon. *Funding Aboriginal Development in Central Australia*. (Working Paper No: 3) Canberra: Centre for Resource and Environmental Studies, Australian National University, 1985.

Altman, J.C. *Emergent Inequalities in Aboriginal Australia*. (Oceania Monograph No. 38) Sydney: University of Sydney. (Date Unknown).

Anderson, David. "Property Rights and Civil Society in Siberia," In *Praxis International* (1992 12:1) pp. 83-105.

Armstrong, Robin P. "Developing Social Indicators for Registered Indians Living on Reserve: The DIAND Experience," In *Social Indicators Research*. (1994 32).

Asch, Michael. "The Dene Economy," In *The Colony Within* (Melville Watkins ed.) Toronto: University of Toronto Press, 1977.

Assembly of First Nations. *Draft Report: Health in Aboriginal Communities*. Toronto: Assembly of First Nations, 1995

Assembly of First Nations. *First Nations: Health Bulletin*. Ottawa: Assembly of First Nations (1997 1:6)

Association of Aboriginal Post-Secondary Institutes, Education Resource Centre (AAPSIERC). *Copyright Law and Traditional Indigenous Knowledge*. Westbank British Columbia: AAPSI, 1996.

Auly, Richard M. *The Resource Curse Thesis and Mineral Economics*. New York: Routledge Press, 1993.

Bain M.S. *At the Interface: The Implications of Opposing Views of Reality*. Melbourne: Monash University, 1979.

Bandopadhyay, Sukumar and Frank J. Skudrzyk. *Mining in the Arctic: Proceedings of the First International Symposium on Mining in the Arctic*. Rotterdam, Netherlands: A.A. Balkema, 1989

Barati, Nasser, Raozi Ujam and Tom Ryan. "Language and Organization of the Built Environment," In *Environments*. (1997 25:1).

Barker, Mary. "The Transnationalization of Canadian Resource-Use Conflicts," In *Think Locally, Act Globally?* Geography Institute: University of Saarland, 1996. (Netscape: Think Locally, Act Globally?/Enviro1/Globimp.htm)

Barnaby, Joanne. *Personal Communication*. (Yellowknife, May 1996).

Bartlett, Richard H. "Indian and Native Rights in Uranium Development in Northern Saskatchewan," In *Saskatchewan Law Review*. Vol. 45:1, 1981.

Bastedo, B. Hans. *Aishihik Lake Resource Survey - Cultural Aspects: Yukon Environmentally Significant Areas*. Waterloo: University of Waterloo, 1986.

Bates, David V. "Keynote Address to the Workshop on Health Aspects of Environmental Impact Assessment," In *Health Aspects of Environmental Impact Assessment Proceedings*. Ottawa: Canadian Public Health Association, 1987.

Beanlands, Gordon E. and Peter H. Duinker. *An Ecological Framework For Environmental Impact Assessment in Canada*. Halifax: Dalhousie University - Institute for Resource and Environmental Studies, 1983.

Bedford, Ken. *An Analysis of Monitoring as a Tool to Plan Evaluation: A Northern Ontario Case Study*. Guelph: University of Guelph - School of Rural Planning and Development, 1984.

Bell, D. and P. Ditton. *The Old and the New: Aboriginal Women in Central Australia Speak Out*. Canberra Australia: Aboriginal History, 1980.

Bell, D. *Daughters of the Dreaming*. Sydney: Allen and Unwin, 1983.

Benedickson, Jamie. "Northern Ontario: Problems and Prospects, Past and Present," In *Alternatives*. Vol. (1978 7:4).

Berger, Thomas. *Northern Frontier, Northern Homeland: The Report of the Mackenzie Valley Pipeline Inquiry*, 1977.

Berger, Thomas. *A Long and Terrible Shadow: White Values, Native Rights in the Americas*. Toronto: Douglas and McIntyre, 1991.

Berkes, Fikret. "The Role of Self-Regulation in Living Resource Management in the North," In *Proceedings from the First International Symposium on Renewable Resources and the North*. (Milton Freeman ed.) Ottawa: Association of Canadian Universities for Northern Studies, 1981.

Berkes, Fikret and Carle Folke. "Investing in Cultural Capital for Sustainable Use of Natural Capital," In *Investing in Natural Capital: The Ecological Economics Approach to Sustainability*. Washington D.C.: Island Press, 1994.

Berkes, Fikret, Peter George and Richard Preston. "Co-Management: The Evolution in Theory and Practice of the Joint Administration of Living Resources," In *Alternatives*, (1991 18:2) pp. 12-17.

Berkes, Fikret, Carl Folke and Madhav Gadgil. "Traditional Ecological Knowledge, Biodiversity, Resilience and Sustainability," In *Biodiversity Conservation*. Netherlands: Kluwer Academic Publishers, 1995.

Berkowitz, Bill. "Personal and Community Sustainability" In *American Journal of Community Psychology*. (1996 24:4)

BHP (Broken Hill Propriety Ltd.) and Rescan Environmental Consulting. *Environmental Impact Statement on the Northwest Territories Diamond Project*. Yellowknife: BHP Diamonds Inc., 1995.

Bielawski, Ellen. "Inuit Indigenous Knowledge and Science in the Arctic," In *Northern Perspectives*. (1992 20:1).

Bielawski, Ellen in Collaboration with Lutsel K'e Dene First Nation. The Desacration of Nanula Tue: Impact of the Talston Hydroelectric Development on Dene Sonoline. Ottawa: The Royal Commission on Aboriginal Peoples, 1992.

Birkeland, Janis. "Towards a New System of Environmental Governance," In The Environmentalist. (1993 13:1) pp.19-32.

Black, Jan Knippers Development in Theory and Practice. Boulder: Westview Press, 1991.

Blishen, B. and A Lockhart. Socio-Economic Impact Model for Northern Development. Ottawa: Department of Indian Northern Affairs, 1979.

Bocking, Stephen. "Visions of Nature and Society," In Alternatives. (1994 20:3)

Bone, Robert M. Changes in Country Food Consumption. (Report 3-85 Norman Wells Pipeline Project) Ottawa: DIAND January, 1985.

Boothroyd, Peter and Margaret Eberle. "Healthy Communities: What They are, How They're Made," In CHS Research Bulletin. Vancouver: UBC Centre for Human Settlements, University of British

Columbia (August,1990) pp. 1-12.

Bowles, Roy T. Social Impact Assessment in Small Canadian Communities. Peterborough: Trent University, 1979.

Bradbury, J. H. "Living with Boom and Bust Cycles: New Towns on the Resource Frontier in Canada, 1945-1986," In Resource Communities: Settlement and Workforce Issues.

(T.B.Brealey, C.C. Neil and P. W. Newton eds.) Australia: Commonwealth Scientific and Industrial Research Organization, 1988.

Brant, Clare Clifton. "Suicide in Canadian Aboriginal People: Causes and Prevention," In The Path to Healing: Report of the National Round Table on Aboriginal Health and Social Issues. Ottawa: Royal Commission on Aboriginal People: Minister of Supply and Services, 1993.

Brice-Bennett, Carol. "Renewable Resource Use and Wage Employment in the Economy of Northern Labrador." Background Report to the Royal Commission on Employment and Unemployment. St. John's, Newfoundland: Queen's Printer, 1986.

Brown, Joseph Epes. "Modes of Contemplation Though Actions: North American Indians," In Main Currents in Modern Thought. Vol. 30, 1973.

Brown, Lester. "Charting a Sustainable Future," In Vital Signs: The Trends that are shaping Our Future. New York: Norton, 1994.

Brown, R. E. "Community Action for Health Promotion: A Strategy to Empower Individuals and Communities," In International Journal of Health Services. (1991 3) pp. 441-456.

Brundtland, Gro Harlem. Our Common Future.(World Commission on Environment and Development) Oxford: Oxford University Press, 1987.

Burger, Julian. *The GAIA Atlas of First Peoples: A Future for the Indigenous World*. Toronto: Anchor Books, 1990.

Burke, E.M. "Citizen Participation Strategies", *American Institute of Planners Journal*. (September, 1968.) pp.287-294.

Campbell, Tracey. *Co-Management of Aboriginal Resources in the Circumpolar North*. Calgary: Arctic Institute of North America, 1996.

Canadian Arctic Resources Committee (CARC) and The Environmental Committee of the Municipality of Sanikiluaq. "Voices from the Bay," In *Northern Perspectives*. Ottawa: CARC, 1997. Canadian Congress for Learning Opportunities for Women (CCLOW). Submission to the Socio-Economic Technical Hearings; Environmental Assessment of the BHP Diamond Development. (February 23, 1996).

Canadian Polar Commission. *Community Self - Reliance: Health and Social Issues: Conference and Workshop*. (Polaris Papers Series) October 1994

Carley, Michael J. *Cumulative Socio-Economic Monitoring: Issues and Indicators for Canada's Beaufort Region*. Vancouver: University of British Columbia - School of Community and Regional Planning, 1980.

Cassils, J. Anthony. *Exploring Incentives: An Introduction to Incentives and Economic Instruments for Sustainable Development*. The Socio-Economic Impact Committee of the National Round Table on the Environment and the Economy. (Date Unknown)

Chambers, Robert. "Shortcuts and Participatory Methods for Gaining Social Information for Projects," In *Putting People First*. Toronto: Oxford University Press, 1991.

Champagne, Duane. "Culture, Differentiation and Environment: Social Change in Tlingit Society," In *Differentiation Theory and Social Change*. (Jeffrey C. Alexander and Paul Colony Eds.) New York: Columbia University Press, 1990.

CIER (Centre for Indigenous Environmental Resources). *Comprehensive Retrospective Impact Assessment Model*. CIER, 1996.

CINE (Centre for Indigenous Peoples' Nutrition and Environment) *CINE's Newsletter*. (1997 3:1).

CINE (Centre for Indigenous Peoples' Nutrition and Environment) *Two-Year Report 1994-96*.

Clarke, J. D. "The Common Heritage: The Significance of Hunter Gatherer Societies for Human Evolution," *Inaugural Mulvaney Lecture*. Canberra: Australian National University, 1990.

Cole, David. "Traditional Ecological Knowledge of the Naskapi and the Environmental Assessment Proces," In *CIRL Conference on Natural Resources Law*. Ottawa: Canadian Institute of Natural Resources Law, 1993.

Colorado, Pam. "Bridging Western Science and Native Science" In *Convergence*, (1988 21:2/3).

Creswell, John W. *Research Design: Qualitative and Quantitative Approaches*. Thousand Oaks, California: Sage Publications, 1994.

Dacks, Gurston and Ken Coates. *Northern Communities: The Prospects for Empowerment*. Edmonton: Boreal Institute for Northern Studies, 1988.

Daniels, Steve E. and Gregg B. Walker. "Collaborative Learning: Improving Public Deliberation in

Ecosystem-Based Management," In Environmental Impact Assessment Review. (1996 6) pp.71-102.

Davies, Maureen. "Aboriginal Rights in International Law: Human Rights," In Aboriginal Peoples and the Law: Indian, Metis and Inuit Rights in Canada (Bradford Morse ed. 1st edition) Ottawa: Carleton University Press, 1985.

Dene Cultural Institute. Traditional Dene Environmental Knowledge. Fort Good Hope and Colville Lake: Dene Cultural Institute, 1989-93.

Dene Cultural Institute. Guidelines for the Conduct of Participatory Community Research to Document Traditional Ecological Knowledge for the Purpose of Environmental Assessment and Management, 1990.

Dene Cultural Institute. "Traditional Knowledge and Environmental Assessment," In Traditional Ecological Knowledge and Modern Environmental Assessment. (Barry Sadler and Peter

Boothroyd eds.) Vancouver: UBC- Centre for Settlement Studies, 1994.

Dene Nation. "Response to the EARP Panel on the BHP Diamond Mine," 1996.

Depape, D., W. Phillips and A. Cooke. A Socio-Economic Evaluation of Inuit Livelihood and Natural Resource Utilization in the Tundra of the Northwest Territories. Waterloo: University of Waterloo, 1975.

Department of Energy Mines and Resources. New Financial Mechanisms for Addressing Mining \ Community Problems. Ottawa: Dept. of Energy, Mines and Resources, 1985.

Department of Indian and Northern Affairs. "Background to the Norman Wells Socio-Economic Impact Monitoring Program," In Community Profiles of Socio-Economic Change. Ottawa, 1986.

Department of Indian Affairs and Alberta Native Affairs Secretariat. Native People and Renewable Resource Management: Symposium of the Alberta Society of Professional Biologists. (Symposium Series 1986) Edmonton: Society of Professional Biologists, 1986.

Department of Health and Welfare Canada. Suicide in Canada. Ottawa: Task Force on Suicide in Canada, 1987.

DIAND. Progress on Commitments to Aboriginal People. Ottawa: DIAND, 1995.

DIAND / Resource Futures International. Background Paper on Sustainable Development in the North. Ottawa, Dec. 9-10 1992)

DIAND (Departmental Statistics Information Quality and Research Directorate Corporate Services) Socio-Economic Indicators in Indian Reserves and Comparable Communities. Ottawa: DIAND, 1991

DIAND / BHP (Broken Hill Propriety) Draft Discussion Paper - Independent Environmental Monitoring Agency for the BHP Project. (September, 1996).

Dickason, Olive Patricia. Canadian First Nations: A History of Founding Peoples from Earliest Times. Toronto: McClelland and Stewart Inc., 1994.

Dixon, Mim. What Happened to Fairbanks? - The Effects of the Trans-Alaska Oil Pipeline on the Community of Fairbanks, Alaska. (Social Impact Assessment Series No.1) Boulder: Westview

Press, 1978.

Donkor, Patrick Isaac. An Effective Monitoring System for Development Projects in Ghana. University of Waterloo, 1991. (Unpublished Thesis)

Duhaime, Gerard. "The Subversion of Inuit Hunting Practice: Tradition and Modernity," In *Recherches Sociographiques*. (1990 31:1) pp. 45-62.

Durkheim, Emile. *Suicide: A Study in Sociology*. Toronto: Collier-MacMillan Canada, 1951.

Dyck, N. *Indigenous Peoples and the Nation State: 'Fourth World' Politics in Canada, Australia, and Norway*. St John's, Newfoundland: Memorial University of Newfoundland, 1985.

Enchin, David. *The Nature of Community: Its Implications for Planning*. Waterloo: University of Waterloo, 1973.

English-Currie, Vicki. "The Need for Re-Evaluation in Native Education," In *Writing the Circle: An Anthology*. (Jeanne Perrault and Sylvia Vance eds.) Edmonton: New West Publishers Ltd. 1990.

Erasmus, George. "The Solutions We Favour for Change," In *Drumbeat*. 1990.

Erzen, Ivan. "The Role of Local Community in Managing Environmental Health," In *Environmental Impact Assessment and Review*. (1995 15)

Evalik, Charlie. (April 12, 1995) Presentation: "Canadian Arctic Resources Committee Workshop: Mining in Aboriginal Homelands" Ottawa, 1995.

Federal, Provincial, Territorial Committee on Environmental and Occupational Health. A Canadian Health Impact Assessment Guide: Volume 1 - The Beginner's Guide. January, 1997.

Feeney, Mara, Cynthia Kroll, Elin Quigley and Carlos Villalva. "Social and Economic Effects of Regional Coal Development on the Northern Cheyenne Tribe," Berkeley: University of California – Center for Real Estate and Urban Economics. (Date Unknown).

Feit, Harvey. *The Future of Hunting, Trapping and Fishing Ways of Life and Recognition of Aboriginal Knowledge: Issues, Research and Needs*. Ottawa: Royal Commission on Aboriginal Peoples. (Unpublished)

Flower, Joe. "What is a Healthy Community?" In *Healthcare Forum Journal*. (May/June, 1993 36:3)

Flynn, Beverly Collora, Dixie Wiles Ray, and Melinda S. Rider. "Empowering Communities: Action Research through Healthy Cities," In *Health Education Quarterly*. (1994 21:3)

Fowler, H.L. and J.T. Phalen. *The Great Slave Lake Area: Its Potential for the Development of Cooperatives*. Cooperative Union of Canada, 1968.

Frank, Andre Gunder. Development and Underdevelopment in Latin America. New York: Monthly Review Press, 1968.

Freeman, M.M.R. and L.N. Crabyn, eds. Traditional Knowledge and Renewable Resource Management in Northern Regions. Edmonton: Boreal Institute, 1988.

Friere, Paulo. Pedagogy of the Oppressed. New York: Continuum Press, 1970.

Fumoleau, Rene. As Long As This Land Shall Last. Toronto: McClelland and Stewart, 1973.

Gedicks, Al. The New Resource Wars: Native and Environmental Struggles against Multi-National Corporations. Boston: Sound End Press, 1993.

George, Robley E. "Socio-economic Democracy," In Sixth General Assembly: World Future Society Washington D.C., 1989.

Gibson, Robert. ERS 241 – Introduction to Environmental Assessment. (Notes Package #1) Waterloo: University of Waterloo, 1991.

Gill, Alison. "An Evaluation of Socially Responsive Planning in a New Resource Town," In Social Indicators Research. (1991: 24:2) pp. 177-204.

GNWT (Government of the Northwest Territories). Working Together for Community Wellness: A Directions Document. Yellowknife: Government of the Northwest Territories, 1995.

Gombay, Nicole, Don McClean, Tamara Staple, Mark Szybbo, and J. Matthew Wood. Environmental Monitoring in the Laurel Creek Watershed: The Community-Based Approach. (Unpublished) Environment and Resource Studies -University of Waterloo, 1993.

Gombay, Nicole. Bowheads and Bureaucrats: Indigenous Ecological Knowledge and Natural Resource Management in Nunavut. Waterloo: University of Waterloo (Unpublished) 1995.

Gorman, Margaret. "Dene Community Development Lessons from the Norman Wells Project," In Alternatives (1986).

Government of Canada. (<http://www.inac.gc.ca/building/projects>)

Government of the Northwest Territories. Human Health Issues Component of a Brief for Submission of Alberta Pacific Forest Industries Inc. Environmental Impact Assessment. Yellowknife: GNWT, 1989.

Government of the Northwest Territories. "Baseline Data: Community Health and Wellness (1994-95)." Yellowknife: GNWT, 1996.

Gramling, Robert and William R. Freudenburg. "Opportunity-Threat, Development and Adaptation: Towards a Comprehensive Framework for Social Impact Assessment," In Rural Sociology. (1992 57:2) pp. 216-234.

Green, Milford B. and David A. Stewart, Community Profiles of Socio-Economic Change 1982-85 (Department of Indian and Northern Affairs Report 9-85) London Ontario: University of Western Ontario - Department of Geography, 1986.

- Griffith, Ray. "Northern Park Development: The Case of Snowdrift," In *Alternatives*. 1986.
- Hagey, Janet N., Gilles Larocque and Catherine McBride, *Highlights of Aboriginal Conditions 1981- 2001*. Ottawa: DIAND, 1989.
- Hancock, Trevor. "Healthy, Sustainable Communities," In *Alternatives*. (1996 22:2) pp.18-23.
- Harding, Jim. "Development, Underdevelopment and Alcoholic Disabilities in Northern Saskatchewan," In *Alternatives*. (1978 7:4)
- Harding, Jim. *Aboriginal Rights and Government Wrongs*. Regina: Prairie Justice Research-University of Regina, 1988.
- Hart, Michael Anthony. "Sharing Circles: Utilizing Traditional Practice Methods for Teaching, Helping and Supporting," In *From our Eyes*. (Date Unknown)
- Hawken, Paul. "Natural Capitalism," In *Mother Jones*. March-April, 1997.
- Hayden, Joyce. "Northern Women as Healers," In *Herizons*. (1995 9:4-1).
- Hazell, Stephen and Zella Osberg. *Achieving Sustainable Development in Canada's North*. (Third International Conference - Nordic Association for Canadian Studies) Oslo: August 9-12, 1990.
- Heber, R. Wesley. "Indians as Ethnics: Chipewyan Ethno-Adaptation," In *Western Canadian Anthropologist*. Vol. 6, No.1, 1989. (Not approved by the Lutsel K'e Dene)
- Higgins, Joan Wharf. "The Healthy Community Movement in Canada," In *Communities and Social Policy in Canada*. 1995.
- Hobson, George. "Indigenous Knowledge," In *Northern Perspectives*. (1992 20:1).
- Holling, C.S. *Adaptive Environmental Assessment and Management*. Toronto: John Wiley and Sons, 1978.
- Humphrey, Craig. "Natural Resource Dependent Communities and Persistent Rural Poverty in the United States," In *Sociology of Natural Resources*. (1994 7:3) pp. 205-233.
- Humphreys, David. "European Standards for Mining Industry," In *Mining and the Environment*. (R. Eggbert ed.) Washington: Resources for the Future, 1994.
- Hunt, Geoffrey. "Ethnography and the Pursuit of Culture: The Use of Ethnography in Evaluating the Community Partnership Program," In *Journal of Community Psychology*. CSAP (Special Issue) 1994.
- Innu Nation, *Guidelines for the Mining Industry*. Sheshatshiu, Labrador: Innu Nation, 1995.
- Jackson, Ted. "Resisting Pipeline Imperialism: The Struggle for Self-Determination in the Canadian North," In *Alternatives*. (1978 7:4).
- Jaffe, D.A. "Environmental Impact on the Polar Regions," In *Forum for Applied Research and Public Policy*. (1994 9:1) pp.65-70.

Johnson, Martha. *LORE: Capturing Tradition Environmental Knowledge*. Hay River: Dene Cultural Institute, 1992.

Johnson, Martha. "Dene Traditional Knowledge," In *Northern Perspectives*. (1992 20:1)
Kahn, A. and E. I. Bender, "Self-help Groups as a Crucible for People Empowerment in the Context of Social Development," In *Social Development Issues* 9:4-13, 1985.

Kariya, Paul. *Native Socio-Economic Development in Canada: Change, Promise and Innovation*. Winnipeg: Institute of Urban Studies-University of Winnipeg, 1989.

Katz, R. "Empowerment and Synergy: Expanding the Community's Healing Resources," In *Prevention in Human Services*. 3:201-226.

Kay, James J. and Eric Schneider. "Embracing Complexity: The Challenge of the Ecosystem Approach," In *Alternatives*. (1994 20:3).

Keeping, Janet. "Aboriginal and Northern Processes: Environmental Protection Through Claims Processes: The Importance of Trust," In *CIRL Conference on Natural Resources Law*. Calgary: Canadian Institute of Resource Law, 1993.

Keith, R. F. "The Ecosystem Approach: Implications for the North," In *Northern Perspectives*. (1994 20:1).

Keith, R. F. "Mining in Aboriginal Homelands," In *Northern Perspectives*. Ottawa: The Canadian Arctic Resources Committee. (1996 23:3-4)

Keith, R. Anee Kerr and Ray Vles. "Mining in the North" In *Northern Perspectives*. Vol. 9, No.2 (1981) pp. 1-8.

Kroll-Smith, J. Stephen and Stephen Robert Couch. *The Real Disaster is Above Ground*. Lexington, Kentucky: The University Press of Kentucky, 1990.

Kruse, John. "Energy Development on Alaska's North Slope: Effects on the Inupiat Population," In *Human Organization*. (1982 4:12) pp. 97-106.

Lalonde, M. *A New Perspective on the Health of Canadians* Ottawa: Supply and Services, 1974.

Lawrence, David P. *Renewing the EIA Process*. University of Waterloo, 1995. (Unpublished Thesis).

Lockhart, A. *Northern Ontario and Economic Development Theory: Self-Sufficiency Versus Dependency*. (Conference Paper - Image and Reality: Perspectives on Mining and the Community in Northern Ontario) Sudbury: Laurentian University – Institute of Northern Ontario Research and Development, 1990.

Lockhart, A. "The Insider Dialectic in Native Socio-Economic Development: A Case Study in Process Understanding." *The Canadian Journal of Native Studies*, 1982.

Lalonde, R. *A New Perspective on the Health of Canadians*. Ottawa: Health and Welfare Canada, 1974.

Lang and Armour. The Assessment and Review of Social Impacts: Technical Report Ottawa: Federal Environmental Assessment Review Office. (March 1981)

Leopold, Aldo. "The Land Ethic," In The Sand County Almanac. New York: Ballantine Books, 1966.

Lerner, Sally. "Values in Integrity," In An Ecosystem Approach to the Integrity of the Great Lakes in Turbulent Times. (C. Edwards and Henry Regier eds.) Ann Arbor: Great Lakes Fishery Commission, 1990.

Lerner, Sally. "Socio-Political Design Criteria for a Sustainable Canadian Society," Sustainable Society Project: Working Paper #3. Waterloo: University of Waterloo, July 22, 1991.

Liverman, Diana M., Mark E. Hanson and Robert W. Merideth Jr., "Global Sustainability: Toward Measurement," In Environmental Management. Vol.12, No.2, 1988.

Lockhart, R.A. 1990. "Northern Ontario and Economic Dependency Theory: Self Sufficiency Versus Dependency." Paper presented at the second annual conference of the Institute of Northern Ontario, Laurentian University.

Lockhart, R.A. Development Policy and the Canadian North. (A Paper Presented to the Canadian Centre for Policy Alternatives Conference) 1984.

Lutsel K'e Dene First Nation. Submission to the Socio-Economic Impacts Technical Session of the NWT Diamonds Project Environmental Assessment Review Hearings, Yellowknife, 1996

Lutsel K'e Dene First Nation. Submission to the NWT Diamonds Project Federal Environmental Assessment Review Panel. Lutsel K'e NT., 1996.

Mann, Donald. The Socio-Economic Impact of Non-Renewable Resource Development on the Inuit of Northern Canada. Waterloo: University of Waterloo, 1975.

MacIver, R. On Community, Society and Power. Chicago: University of Chicago Press, 1970.

MacMillan, J.A., J.R. Tulloch et al. Determinants of Labour Turnover in Canadian Mining Communities. Winnipeg: Centre for Settlement Studies, 1974

Martin, Wade E. Environmental Economics and the Mining Industry: Studies in Risk and Uncertainty. Massachusetts: Kluwer Academic Publishers, 1994.

Martin, Wade E. Environmental Economics and the Mining Industry: Studies in Risk and Uncertainty Massachusetts: Kluwer Academic Publishers, 1994.

Matthews, Hans. (April 12, 1995) Presentation: "Canadian Arctic Resources Committee Workshop: Mining in Aboriginal Homelands." Ottawa, 1995

May, Rollo. "Madness and Powerlessness," In Power and Innocence: A Search for the Sources of Violence. New York: Delta Books, 1972.

McAllister, Mary Louise and Alexander. A Stake in the Future: Redefining the Canadian Mineral Industry. Vancouver: UBC Press, 1997.

McCay, Bonnie, J. and Alan Christopher Finlayson. "The Political Ecology of Crisis and Institutional Change: The Case of Northern Cod," In Linking Social and Ecological Systems: Institutional Learning for Resilience. (Fikret Berkes and Carl Folke eds.) Beijer International Institute of Ecological Economics - The Royal Swedish Academy of Sciences. (c.1995)

McDonald, Miriam, Lucassie Arragutainaq and Zack Novalinga. *Voices from the Bay: Traditional Ecological Knowledge of Inuit and Cree in the Hudson Bay Bioregion*. Ottawa: CARC, 1997.

McKnight. John *Community and Its Counterfeits*. (CBC Ideas #9407) Toronto: CBC RadioWorks. (January 1993).

McQueen, David and Horst Noack. "Health Promotion Indicators: Current Status, Issues and Problems," *In Health Promotion*. (1988 3:1).

Mitchell, Bruce. *Resource Management and the Environment*. Toronto: Addison, Westman, Longman Press, 1997.

Morse, Bradford W. *Providing Land and Resources for Aboriginal Peoples*. Kingston: Institute of Inter-governmental Relations-Queen's University, 1987.

Myers, Heather. "Neither Boom Nor Bust," *In Alternatives* Vol. 22:4, 1996.
Native People's Circle on Environment and Development. *Native People's Circle on Environment and Development: Draft Report*. Toronto: Ontario Round Table on Environment and Economy, 1991.

Nickels, James B. and John Kehoe. *Northern Communities: Mental Health and Social Adaptation*. Winnipeg: University of Manitoba - Centre for Settlement Studies, 1972.

Nikiforuk, Andrew. "The Nasty Game: The Failure of Environmental Assessment in Canada," Toronto: Walter and Duncan Gordon Foundation, 1997.

Nitiri, Daphene Williams. "The Impact of Rutile Mining on Family Life," *In International Journal of Sociology of the Family*. (1992 22:2) pp. 83-35.

Notzke, Claudia. *Aboriginal People and Natural Resources in Canada*. Calgary, 1995.

Nozick, Marcia. *No Place Like Home*. Ottawa: Canadian Council on Social Development, 1992.

NWT Council on the Status of Women. *Submission to the Socio-Economic Technical Hearings: Environmental Assessment of the BHP Diamonds Project.*, 1996

O'Faircellaigh, Ciaran. *Making Social Impact Assessment Count: A Negotiation-Based Approach for Indigenous Peoples*. Australia: Griffith University, 1996.

O'Faircellaigh, Ciaran. "Maximizing Indigenous Benefits from Resource Development." *Canadian Institute of Resources Law*. (September, 1996)

O'Neil, John D. "Report from the Round Table Rapporteur," Procter, Rosemary. "Challenging the Way We Think About Health," *In The Path to Healing: Report of the National Round Table on Aboriginal Health and Social Issues*. Ottawa: Royal Commission on Aboriginal People: Minister of Supply and Services, 1993.

O'Reilly, Kevin. "Diamond Mining and the Demise of Environmental Assessment in the North," *In Northern Perspectives*. Vol. 24:1-4, 1996.

Ontario Healthy Communities Network. "The Healthy Communities Approach." p. 12-19.
(Complete Source Unavailable)

Owen, Brian. The Impact of Policy Change on Decisions in the Mineral Industry. Kingston: Centre for Resource Studies, 1979.

Oosten, Jaarich G. "Male and Female in Inuit Shamanism" In Inuit Studies, Vol. 10, no. 1-2, pp. 115-132.

Palmer, John and Marcel St. Pierre. The Design and Testing of a Method to Monitor and Assess the Social and Economic Effects of Pipeline Development on Communities on the Route. (Report no. 74-9) Yellowknife: Environmental-Social Program Northern Pipelines / Task Force on Northern Oil Development, May 1974.

Palmer, John and Marcel St. Pierre. Monitoring Socio-Economic Change (Report 74-9 Norman Wells Pipeline Project). Ottawa: DIAND - Task Force on Northern Oil Development, May 1974.

Parlee, Brenda and Lutsel K'e Dene First Nation. "Community-Based Monitoring in the Slave Geological Province (Annual Report to the West Kitikmeot Slave Study Society) Yellowknife, NT (March 1997)

Parlee, Brenda and Evelyn Marlowe. "Lutsel K'e Elders Stories: Traditional Knowledge Study on Community Health" (Annual Report to West Kitikmeot Slave Study Society) Yellowknife, NT: (March 1998)

Pell, David and Susan Wismer. "The Role and Limitations of Community Based Development in Canada's North," In Alternatives. Waterloo: The University of Waterloo (Date and Publisher Unavailable)

Peluso, Nancy. "The Rock, the Beach and the Tidal Pool: People and Poverty in Natural Resource Dependent Communities," In Society and Natural Resources. 1994, 7:1 pp. 23-30.

Pizandawac, Marc Brazeau and James Stauch. Community Wellness Opportunities Assessment: Preliminary Pilot Project Report. Hay River, NT: Dene Cultural Institute, August 1995.

Pretes, Michael and Michael Robinson, "Alaskan and Canadian Trust Funds as Agents of Sustainable Development." Paper presented at the Fourth CIRC Conference on Natural Resource Law. Ottawa: Ontario, 1989.

Proctor, Rosemary. "Challenging the Way We Think About Health," In The Path to Healing. Ottawa: Minister of Supply and Services Canada, 1993.

Purich, Donald. The Inuit and Their Land. Toronto: James Lorimer and Co. Publishers, 1992.

Reading, Richard et al. "Northern Rockies Conservation Cooperative," In Society and Natural Resources (1994 7:4) pp. 349-365.

Reed, Maureen G. Environmental Assessment and Aboriginal Claims: Implementation of the Inuvialuit Agreement. Ottawa: CEARC, 1990.

Rees, William E. "Stable Community Development in the North," In *Community Empowerment: Prospects and Progress*. (Gurston Dacks ed.)1986.

Ribordy, Francois. "The Sudbury Nickel Strike in 1978-79," In *Revue Sociologique*. (1980 2) pp. 187-206.

Rich, Richard C., Michael Edelstein, William K. Hallman and Abraham H. Wandersman. "Citizen Participation and Empowerment: The Case of Local Environmental Hazards," In *American Journal of Community Psychology*. (1995 23:5).

Ripley, E.A., R.E. Redmann and Adele Crowder. *Environmental Effects of Mining*. Delray Beach, Florida: St. Lucie Press, 1996.

Rootman, Irving and John Raeburn. "The Concept of Health," In *Health Promotion in Canada: Provincial, National and International Perspectives*. (Ann Pederson, Michael O'Neill and Irving Rootman eds.) Toronto: WB Saunders Co. 1994.

Ryan, Joan. *Doing Things the Right Way: Traditional Justice in Lac La Martre*. Calgary: University of Calgary Press, 1995.

Ryan, Joan. *Traditional Dene Medicine*. Hay River: Dene Cultural Institute, 1993.

Ryan, Joan and Michael Robinson. "Implementing Participatory Action Research in the Canadian North: A Case Study of the Gwich'in Language and Cultural Project." In *Culture* (X:2 1990) pp. 57-70.

Ryan, Joan and Michael Robinson. *Participatory Action Research: An Examination of Two Northern Case Studies*. Royal Commission on Aboriginal Peoples, 1992.

Sadler, Barry and Peter Boothroyd. *A Background Paper on Traditional Ecological Knowledge and Modern Environmental Assessment*. Vancouver: UBC Centre for Settlement Studies, Canadian Environmental Assessment Agency and International Association for Impact Assessment, 1994.

Sallenave, John D. *Towards the Assessment of Cumulative Impacts in Hudson Bay - A Report from the Cumulative Impact Assessment Workshop*. Ottawa: The Hudson Bay Program, 1993.

Sewell, Jeffery Alan. *The Resource Dependency Situation within the Township of Michipicoten in Northeastern Ontario*. Waterloo: University of Waterloo, 1975.

Seydlitz, Ruth. "Development and Social Problems: The Impact of the Offshore Oil Industry on Suicide and Homicide," In *Rural Sociology*. (1993 58:1) pp. 93-110.

Shaffer, Marvin and Associates. *Socio-Economic Impacts of the Western Coal Industry*. Calgary: Canada West Foundation, 1980.

Shapcott, Catherine. "Environmental Impact Assessment, A Haida Case Study: Implications for Native People of the North," In *The Canadian Journal of Native Studies*. (1989 9:1).

Shiva, Vandana. *Monocultures of the Mine: Threats to Ecological and Cultural Diversity*. Guelph: University of Guelph, 1993.

Smith, Graham L. *Impact Assessment and Sustainable Resource Management*. New York: Longman

Scientific and Technical, 1993.

Sonntag, N.C., R.R. Everitt, L.P. Rattle, D.L. Coinett, C.P. Wolf, J.C. Truett, A.H.J. Dorsey, and C.S. Holling. Cumulative Effects Assessment: A Context for Further Research and Development. Ottawa: CEARC, 1997.

Stabler, Jack. C. "Native Participation in Northern Development," In Canadian Public Policy. (1990 16:3) pp. 262-283.

Stager, JK. Old Crow and the Proposed Northern Gas Pipeline. (Report 74-21 Environmental Social Committee / Task Force on Northern Oil Development). Ottawa: Information Canada, 1974.

Stevenson, Marc G. and Clifford Hickey. Empowering Northern and Native Communities for Social and Economic Control: An Annotated Bibliography of Relevant Literature. Edmonton: Canadian Circumpolar Institute and Uncle Gabe's Friendship Centre. (March, 1995).

Stewart, David A. Economic Development and Jobs: Changes in Perceptions in the Study Communities. (Department of Indian and Northern Affairs Report 4-85) Saskatoon: Department of Geography: University of Saskatoon, 1985.

Stewart, David A. Changes in Consumer Spending: Norman Wells Report (DIAND 7-85) Saskatoon: University of Saskatchewan - Department of Geography, June 1985.

Tapp B.A. and R. Watkins. Energy and Mineral Resource Systems. New York: Cambridge University Press, 1990.

Taylor, C. Nicholas, C. Hobson Bryan and Colin G. Goodrich. Social Impact Assessment: Theory, Process, and Techniques. Lincoln: Lincoln University - Centre for Resource Management, 1990.

Treaty 8. "Fiduciary Obligation to Protect Interests of Treaty 8 Dene," In Treaty 8 Response to EARP. July 18, 1996

United States Bureau of Mines. Mineral Facts and Problems. (1985 Edition). Washington: United States Government Printing Office, 1985.

Uphoff, Norman. "A Field Methodology for Participatory Self-Evaluation," In Community Development Journal. (1991 26) pp. 271-285.

Usher, Peter. "The North: One Land, Two Ways of Life," In Heartland and Hinterland: A Geography of Canada. Scarborough: Prentice-Hall Canada Inc., 1987.

Usher. Peter J., Patricia Cobb, Martin Loney and Gordon Spafford. Hydroelectric Development and the English River Anishinabai: Ontario Hydro's Past Record and Present Approaches to Treaty and Aboriginal Rights, Social Impact Assessment and Mitigation and Compensation. (Report for Nishanawbe-Aski Nation, Grand Council Treaty #3 and Teme-Augama Anishinabai. Ottawa: P.J. Usher Consulting Services, 1992.

Usher, Peter J. Native Land Claims and Social Scientific Research in Northern Canada. Ottawa: P.J.Usher Consulting Services, 1978.

Wallerstein, Immanuel. The Politics of the World-Economy: The States, the Movements and the Civilizations. Cambridge: Cambridge University Press, 1984.

Ward, J.A. and Joseph Fox. "A Suicide Epidemic on an Indian Reserve," In Canadian Psychiatric Association Journal, 1977.

Watkins, Melville. "From Underdevelopment to Development". In The Colony Within. Toronto: University of Press, 1977.

Weatherston, Lena. Integrated Resource Management: Opportunities for the Ontario Mining Industry. Waterloo: University of Waterloo, 1996. (Unpublished Thesis)

Wenner, Lambert. "From Gown to Town: A Decade in Applied Sociology," In Sociological Practice Review; (1991 2:1) pp. 1-8.

Williamson, Bill. Class, Culture and Community: A Biographical Study of Social Change in Mining. London: Routledge and K. Paul, 1982.

Wojciechowski, Margot J. and Katherine A. Graham. Sourcebook for Native Participation in Canadian Mineral Activities. Kingston: Centre for Resource Studies-Queen's University, 1985.

Wolfe, Jackie, Chris Bechard, Petr Cizek and David Cole. Indegenous and Western Knowledge and Resources. Guelph: University of Guelph, 1992.

World Health Organization. Ottawa Charter for Health Promotion. Ottawa: Canadian Public Health Association, 1986.

York, Geoffrey. The Dispossessed. Toronto: McClelland and Stewart

Notes

¹ For more information on *Participatory Action Research* in the North see:

Ryan, Joan and Michael Robinson. *Participatory Action Research: An Examination of Two Northern Case Studies*. Royal Commission on Aboriginal Peoples, 1992.

Ryan, Joan and Michael Robinson. "Implementing Participatory Action Research in the Canadian North: A Case Study of the Gwich'in Language and Cultural Project." In *Culture* (X:2 1990) pp. 57-70.

² For more information on *Rapid Rural Appraisal* see:

Chambers, Robert. "Shortcut and Participatory Methods for Gaining Social Information on Projects," In *Putting People First: Sociological Variables in Rural Development*. (Michael Cernea ed.) New York: Oxford University Press, 1991.

³ For more information on Dene Action Research and Empowerment see:
Pizandawac, Marc Brazeau and James Stauch. *Community Wellness Opportunities Assessment: Preliminary Pilot Project Report*: Hay River: Dene Cultural Institute, August 1995.

⁴ For more information on *Action Research* see:
Flynn, Beverly Collora, Dixie Wiles Ray and Melinda S. Rider. "Empowering Communities: Action Research through Healthy Cities," In *Health Education Quarterly*. (Vol. 21 (3): pp. 395-405) Fall, 1994.

⁵ Oliver Receveur et.al. *Variance in Food Use in Dene/Metis Communities*. Montreal: McGill University-School of Dietetics and Human Nutrition. (October, 1996)

⁶ Rabbit, ptarmigan are also harvested during the December- January season. The community researchers did not include these animals in their survey. Thirteen musk-oxen tags were also distributed by the Wildlife Officer in Lutsel K'e for the winter season. From the results it is assumed that these animals were harvested after the December – January study period.

⁷ See Cycle One, Two and Five of the *Community-Based Monitoring Project*

⁸ We interviewed 46 people regarding the quality of services at the co-op.

⁹ The minutes from the workshops are found in Appendix B.

¹⁰ This estimation is based on the researchers' own knowledge of the work of the Wildlife, Lands and Environment Committee.

¹¹ A total of 189 adults (18 years and over) were interviewed in March, 2000, 182 adults in August 2000 and 183 adults in January 2001.

¹² Results from the youth survey on housing showed similar trends with respect to overcrowding falling from 38% in Mar-00, to 31% in Jan-01. Similar trends were also visible on the issue of housing repair, falling from 46% to 40% in the same period.

¹³ The difference in survey results regarding caribou consumption in 1997-98 likely reflects a seasonal variance in the amount of caribou consumed. It may also reflect small differences in the study sample.

¹⁴ Evelyn Marlowe, Dennis Drygeese and Brenda Parlee (2000) Community-Based Monitoring Annual Report (Cycle Five, Six and Seven) Yellowknife: West Kitikmeot Slave Study Society.