



Northwest Territories
Summary of

Hunting and Trapping Regulations

July 1, 2022 - June 30, 2023

FEATURE SPECIES: MOUNTAIN GOAT

Mountain goats are a medium-sized game species with a shaggy white hide and short, thin pointed horns. Their hooves are rough textured allowing them to climb rocky, slippery terrain.

Mountain goats can be found in and around the Mackenzie Mountains, including the Nahanni National Park Reserve (NNPR). Outside the NNPR, hunting licence holders can harvest goats during the months of July to October. For more information, see pages 20 and 42.

TABLE OF CONTENTS

3 WILDLIFE REGULATION UPDATES

- 3 Hunter Education Course
- 3 Muskox
- 3 Wood Bison
- 3 Moose
- 3 Mobile Core Bathurst Caribou Management Zone
- 3 Drone Assisted Hunting
- 3 Fur Trappers Notice

3 GENERAL INFORMATION

- 3 Licence Requirements
- 3 Special Harvester Licences
- 4 Fees

4 ATTENTION RESIDENT HUNTERS

- 4 We Need Your Help – NWT Resident Hunter Harvest Surveys
- 4 Do You Need an Outfitter
- 4 Your Licence

5 SUMMARY OF HUNTING REGULATIONS

- 5 General Prohibitions
- 5 Bow Hunting
- 5 Where to Attach Tags
- 5 Tagged or Collared Animals
- 6 Diseased or Scavenged Animals
- 6 Caching
- 6 Reporting Vehicle Collisions
- 6 Possession of Wildlife
- 6 Exporting Wildlife from the NWT
- 6 Harvesting Wildlife on Private Lands

7 SUMMARY OF TRAPPING REGULATIONS

- 7 Carcass and Sample Collections

8 HARVESTING ALONG THE CANOL TRAIL MACKENZIE MOUNTAIN AREA

9 EDÉHZHÍE PROTECTED AREA

10 AREAS REQUIRING PERMISSION

- 10 Inuvialuit Settlement Region (ISR)
- 11 Gwich'in Settlement Area (GSA)
- 12 Sahtu Settlement Area (SSA)
- 13 Hay River Reserve
- 14 Salt River First Nation Reserve and Salt Plains Reserve No. 195
- 15 Wek'èezhì and Tłıchų Lands
- 16 Ingraham Trail Development Area

16 SANCTUARIES AND PARKS

- 16 Territorial Parks
- 16 National Parks, Park Reserves and Protected National Historic Sites

16 MIGRATORY BIRDS

16 FIREARMS INFORMATION

- 17 Basic Hunting Equipment Checklist

17 HOW TO USE THE HUNTING TABLES AND MAPS

18 WILDLIFE MANAGEMENT ZONES OF THE NORTHWEST TERRITORIES

20 OUTFITTERS MANAGEMENT AREA MAP

21 BIG GAME SPECIES

- 22 Black Bear
- 24 Grizzly Bear
- 26 Polar Bear
- 28 Wolf
- 30 Wolverine
- 32 Barren-ground Caribou
- 34 Boreal Caribou
- 35 Northern Mountain Caribou
- 36 Dolphin-Union Caribou
- 37 Peary Caribou
- 38 Dall's Sheep
- 40 Moose
- 42 Mountain Goat
- 44 Muskox
- 46 White-tailed and Mule Deer
- 48 Wood Bison

50 SMALL GAME SPECIES

- 51 Ground hog, Porcupine,
Northern Flying Squirrel
- 51 Hare, All Species
- 51 Marmots
- 51 Ground Squirrels
- 52 Red Squirrels
- 52 Upland Game Birds (Ptarmigan, Grouse)
- 52 Woodchucks

53 FUR TRAPPERS ONLY

- 53 Beaver
- 53 Coyote
- 54 Ermine
- 54 Fisher
- 54 Fox
- 54 Lynx
- 55 Marten
- 55 Mink
- 55 Muskrat
- 55 Otter

56 HOW TO SIGHT-IN YOUR RIFLE**58 FIELD DRESSING SMALL GAME AND
UPLAND GAME BIRDS****59 FIELD DRESSING BIG GAME****60 BE BEAR AWARE!****60 REPORT A POACHER****60 CONTACT INFORMATION****61 USE THIS TO HELP SIGHT IN YOUR RIFLE**

This booklet is not a legal document nor a complete listing of the current hunting regulations. The hunting maps are not legal documents, but are included for reference to give a general outline of hunting areas in the NWT.

Amendments to regulations may be made after the printing of this booklet. For more information and updates, contact a Renewable Resource Officer near you, or check our website.

Note: If the harvester is not listed in the table then harvesting of the species is unavailable.

The Department of Environment and Natural Resources (ENR) has various booklets and videos you may find useful while visiting the NWT such as *Safety in Black and Grizzly Bear Country* and *A Field Guide to Common Wildlife Diseases in the NWT*. Please visit our website for further information on how to obtain copies of these documents.

For a complete list of territorial hunting regulations, visit our webpage at www.enr.gov.nt.ca.

Cover Photo: Julien Schroder

WILDLIFE REGULATION UPDATES

Hunter Education Course

As of January 1, 2020, all resident and non-resident hunters are required to take Hunter Education training prior to being issued a hunting licence in the NWT, under the *Wildlife Act*, unless they are exempt in the regulations (for example, persons who have engaged the services of a licenced guide or outfitter to accompany them while hunting).

Check the ENR website for more information:
www.enr.gov.nt.ca/huntereducation

Muskox

There are new hunting opportunities for harvesting muskox in U/MX/01 for residents through a limited entry draw. For more information contact ENR and see the species page 44.

Wood Bison

There are new hunting opportunities for harvesting of the Mackenzie Wood Bison population for residents through a limited entry draw. For more information contact ENR and see the species page 48.

Moose

If you are hunting moose in the Beaufort-Delta (BD) region (Wildlife Management Zones I and G), you must visit the local ENR office to get tags stamped "BD Moose". Visit page 40 for more information.

Mobile Core Bathurst Caribou Management Zone

The Mobile Core Bathurst Caribou Management Zone has been implemented to let harvesters know where harvesting is prohibited to assist in protecting and conserving all caribou. No caribou harvesting is allowed in this zone. For more information, please contact your local ENR office.

Drone Assisted Hunting

All General Hunting Licence, Resident Hunting Licence, Non-resident, Non-resident Alien Licence, and Special Harvester Licence holders are prohibited from the use or assistance of a drone (also known as Unmanned Aerial Vehicles or Remotely Piloted Aircraft Systems) while hunting wildlife in the NWT.

Fur Trappers Notice

If you have an Aboriginal or Treaty rights to harvest in a particular area of the NWT you no longer need a licence to exercise that right; however, you must be able to show a Renewable Resources Officer identification that proves you have the right to harvest in that area when requested.

Some land claim agreements in the NWT include an exclusive right for beneficiaries to harvest furbearers in certain areas. This means that licenced hunters cannot harvest some species without permission from the land claim organization.

It is unlawful for any person to use traps not listed in the regulations. Only approved certified traps approved listed in the *Agreement on International Humane Trapping Standards* may be used in the NWT.

For more information, please visit our website at www.enr.gov.nt.ca or be sure to obtain a copy of the annual NWT Trapper's calendar.

GENERAL INFORMATION

During the hunting season, Renewable Resource Officers inspect hunters for compliance with hunting regulations at check points, border crossings and in hunting areas throughout the NWT.

Licence Requirements

1. **General Hunting:** An Aboriginal person that is a member or eligible to be a member of an NWT organization listed in the regulations.
2. **NWT Resident:** A Canadian citizen or landed immigrant who has been living in the NWT for 12 continuous months.
3. **Non-resident:** A Canadian citizen or landed immigrant who lives outside the NWT or has not resided in the NWT for 12 months.
4. **Non-resident Alien:** An individual who is neither an NWT resident nor a non-resident.
5. Aboriginal harvesters who do not have traditional harvesting rights in the NWT need a Resident or Non-resident Hunting Licence.

Special Harvester Licences

A Special Harvester Licence (SHL) can be issued to a person who does not have Aboriginal harvesting rights in an area but is supporting an Indigenous family, living a subsistence lifestyle, or given permission to trap or harvest more than is allowed under a Resident or Non-resident Hunting Licence, or a General Hunting Licence.

An SHL cannot be used to harvest outside of harvest seasons, limits or conditions applicable to Aboriginal harvesters established in the *Big Game Hunting Regulations*, *Small Game Hunting Regulations* and the *Trapping Regulations*.

All SHLs expire on June 30 following the date of issue.

For more information, contact your ENR regional office nearest you (see page 60).

Do You Need an Outfitter

Non-residents and non-resident aliens require an outfitter to hunt big game (but not small game). Outfitters provide licenced guides for the hunters they serve. For information on outfitters in the NWT, contact **NWT Tourism** (see page 60).

Your Licence

You must have a hunting licence to hunt small game. To hunt big game you need a hunting licence and wildlife tag(s).

Wildlife tags are issued for each species. The tags are part of your licence and must be attached to the animal immediately after the kill. Your hunting licence and wildlife tags must be carried with you when hunting.

Licences and tags may be purchased from most ENR offices in the NWT. In Yellowknife and some of the larger communities, licences and tags may also be purchased from vendors. However, big game licences and tags for big game species hunted by non-residents and non-resident aliens may **only** be purchased at ENR offices.

A licence is not valid until signed by the person to whom it has been issued. A licence is not transferable.

While people holding a General Hunting Licence do not have an expiry for their lifetime, other licences and tags are issued for one year starting 1 July and ending 30 June. The licence is valid for a species only during an open season for that species.

If you lose your licence, you must report this loss to a Renewable Resource Officer, who will, after you have signed an affidavit, issue a replacement for a fee of \$24 plus GST. If you lose tags, the replacement cost for each is the same as the price for the original.

Fees

Licence/Tag Fees: For all classes of hunters, fees must be paid before you go hunting.

Harvest Fees: Must be paid by non-resident and non-resident aliens for each big game animal successfully harvested regardless of export. (see pages 22-49 for specific fee information).

All fees are subject to the 5% Goods and Services Tax.

We appreciate the efforts made by resident hunters who have completed the survey in the past. The more people who respond to this survey, the more accurate the estimate of total resident harvest will be. It is this relationship between responsible hunters and wildlife management agencies that will allow the sustainable continuation of the hunting tradition. Thank you.

ATTENTION RESIDENT HUNTERS

We Need Your Help – NWT Resident Hunter Harvest Surveys

Each fall, an NWT Resident Hunter Harvest Survey is sent to all resident hunters who purchased a resident big or small game hunting licence during the previous hunting season. The survey asks hunters to provide information about hunting effort and harvests. The next questionnaire will request information about the previous hunting season.

The information you provide in the Resident Hunter Harvest Survey is necessary for effective wildlife management in the NWT. The survey results provide insight into hunting activities and success, composition of the harvest, wildlife management area use and estimated total harvests. This information is vital for understanding factors affecting northern species and helps wildlife managers make the best decisions possible.

Complete results will be sent with your questionnaire in the fall. Should you have any comments or questions about the survey or its results please contact us at:

Wildlife and Fish Division
Environment and Natural Resources
Box 1320
Yellowknife, NWT X1A 2L9
E-mail: wildlifeobs@gov.nt.ca
Phone: 867-767-9237 ext. 53220

Thank you for hunting safely and responsibly.

SUMMARY OF HUNTING REGULATIONS

General Prohibitions

No one may chase, harass or molest wildlife.

Anyone who wounds wildlife shall make every reasonable effort to retrieve it and, if it is alive, to kill it.

It is an offence to waste, destroy, abandon or allow to spoil the following edible parts:


- Backstraps, hindquarters above the knee, front quarters above the knee, tenderloins, rib meat and neck meat for bison, caribou (all types), deer (all types), elk, moose and muskox.
- Excluding rib meat, the same edible parts apply to mountain goat and Dall's sheep.
- Breast meat for migratory game birds and upland game birds.
- The edible parts of a bear, beaver or muskrat when harvested for meat.

Meat contaminated by gut content and shot damaged parts of the carcass may be cut away and left behind. Shot damaged means:

- a) meat that has been torn by the shot or by bone broken by the shot; or
- b) meat that has become blood-clotted as a result of the shot.

No one shall hunt wildlife with a device that is in an unsafe condition, discharge a firearm from, along or across a public road or without due regard for the safety of other people and property. When harvesting wildlife no person can have poison, explosives or explosive projectiles, tracer ammunition, set guns or automatic weapons.

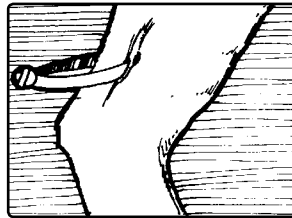
The rules of hunting are designed to ensure that people hunt safely and that wildlife will be conserved for future generations. Should an individual be convicted of an offence, he or she could receive a fine and/or a jail sentence for each offence and for each day that the offence continues. Firearms, equipment and wildlife seized from the person could be ordered forfeit and the person's licence could be suspended or cancelled.



Bow Hunting

Bow hunting is permitted in the NWT and is subject to the same regulations as hunting with a firearm. Draw weight must be at least 20 kg at 700 mm draw. Arrows must

have a broadhead point width of at least 25 mm at the widest point or a barbed three-bladed bodkin head. Crossbows may be used for hunting in the NWT. Draw weight must be at least 68 kg at 700 mm draw and have a bolt weight of 16.2 g or have a bolt with a 2.2 cm diameter cutting broadhead.



Where to Attach Tags


Remember unless you have an Aboriginal right or otherwise are required in regulation to use a tag that tags are your authority to possess game. They must be attached as soon as you have killed your animal and remain attached until it is consumed or processed. Tags cannot be reused.



Harvesters are issued one tag for every animal they intend to hunt. This tag must be attached to the carcass of any big game killed except muskox, bear, wolf and wolverine. For these four species, the tag must be attached to the hide.

Non-residents and non-resident aliens are issued two identically numbered tags for each animal they intend to hunt. One tag must be attached to the carcass and the other to the horns, antlers, head or cape. However, for muskox, bear, wolf and wolverine only one tag is issued and must be attached to the hide of the animal they kill.

Anyone who shoots a Dall's sheep must take the head to a Renewable Resource Officer to have a plug inserted into the horns if they intend to export the head from the NWT.



Tagged or Collared Animals

To better manage our resources, there are several species being actively monitored and may be tagged or wearing a radio collar. Although it

is not illegal to shoot them, please try to avoid shooting these animals when possible. If an animal taken is wearing a radio collar or ear tag, we ask that you return these to the local Renewable Resource Officer and provide information relating to the harvest (date, location, etc.). If removing a collar from a harvested animal, please avoid destroying the collar – unscrew it and do not cut it off. We also ask that you report any sightings of collared or tagged animals to the nearest Renewable Resource Officer, giving them any information they may require such as the condition of the animal, location, etc. For a list of animals currently being studied, please check with a Renewable Resource Officer prior to your hunt.

Diseased or Scavenged Animals

Although most wild animals are healthy, diseases and parasites can occur in any wildlife population. Some diseases, such as rabies in foxes and brucellosis in caribou, occur regularly in the NWT. Parasites, such as tapeworm cysts and sarcocystis in meat and hydatid cysts in lungs, are not uncommon in big game species. Some of these diseases can infect domestic animals or humans.

If a harvester has reasonable grounds to believe that harvested game is diseased and wishes to leave the game in the field, or the game has become inedible due to a scavenger, the harvester must:

- Where applicable, attach a tag to the big game if it is reasonably practicable to do so, or seal a tag if it is not reasonably practicable to attach it;
- Report to a Renewable Resource Officer, as soon as practicable, the location of the harvested big game or wildlife and the grounds for the harvester's belief that the big game or wildlife is inedible; and
- Act in accordance with the directions of the Renewable Resource Officer.

If you do shoot a sick animal take the following precautions: do not cut into diseased parts; wash your hands and knives when finished butchering; and do not feed the meat or organs of infected animals to dogs. Take samples from the sick animal and report to the nearest Renewable Resource Officer.

Regardless of harvest, please report all observations of diseased wildlife to the nearest Renewable Resource Officer. They are the only ones authorized to dispose of diseased animals.

Caching

A hunter may temporarily leave harvested game on the land. Cached game meat must be protected from being disturbed by other animals or the natural environment. The harvester must mark the cache with the name of the harvester, licence number or identification number, and signature. You should return to retrieve your meat as soon as possible to prevent wastage. Weather-proof meat cache tags will be available at your local ENR office, free of charge.

Reporting Vehicle Collisions

If you accidentally kill or seriously wound any big game with a vehicle, you must report the incident to a Renewable Resource Officer within 24 hours. You must provide the name of the person who killed or seriously wounded the wildlife, an explanation of the incident, the time, date and location of the incident, the species and quantity involved, and any other information requested by an Officer. You may also report incidents by calling 1-866-762-2437.

Possession of Wildlife

Licensed hunters are entitled to possess all the meat and wildlife parts they legally harvest. Resident, non-resident and non-resident alien hunters must keep their tags and licence as proof of legal possession until all meat is consumed. Resident, non-resident and non-resident alien hunters may not sell their meat without a permit or commercial tag. All hunters can sell, trade or gift the inedible parts of wildlife that they have lawfully harvested under the authority of a licence.

Any person may receive a gift of meat of wildlife from a person who lawfully harvested it. Where a gift of meat weighs 5 kg or more, the recipient must ensure that the meat is labelled or get a receipt indicating the:

- Harvester name;
- Licence number or identification number of the harvester, or the name of the local harvesting committee or Indigenous organization in which the harvester is a member;
- Signature of the harvester;
- Date of the transaction;
- Species of game the meat came from; and
- Weight of the meat.

Finalized land claim agreements in the NWT set out the rights of participants respecting the harvesting of wildlife, including trading, gifting, possession and transportation.

Exporting Wildlife from the NWT

All non-resident and non-resident alien hunters must obtain an export permit before exporting meat or any part of big game. Resident hunters do not require an export permit to export wildlife they have legally harvested. Gifts of meat require an export permit if they exceed 10 kg. Anyone exporting wildlife is encouraged to check the requirement of the jurisdiction the wildlife is being exported into as an export permit may be required by the receiving jurisdiction. Wildlife parts must be presented for inspection when the export permit is being obtained. Permits will not be issued after the items have been exported.

There is no fee for an export permit. However, non-resident and non-resident alien hunters are required to pay a harvest fee when big game has been successfully harvested regardless of export.

Harvesting Wildlife on Private Lands

It is against the law to harvest wildlife on private lands in a land claim area without permission. All harvesters must ask permission before entering land claim private lands to harvest wildlife unless they have rights in the area.

SUMMARY OF TRAPPING REGULATIONS

It is an offense to waste, destroy, abandon or allow to spoil a raw pelt or hide of the following furbearers:

- Bear
- Beaver
- Coyote
- Ermine
- Fisher
- Fox
- Least Weasel
- Lynx
- Marten
- Mink
- Muskrat
- Otter
- Skunk
- Wolf
- Wolverine

The raw pelts or hide of bear, beaver or muskrat can be discarded if any of these furbearers are harvested for their meat.

Killing trap means an approved trap, set to kill an animal as soon as possible after the animal is caught; trap means any device, other than a firearm, designed and commonly used to capture or kill furbearing animals.

A person who holds a licence that authorizes trapping and uses live hold traps shall inspect the live hold traps at least once every 72 hours.

No person, other than an officer, may remove, molest, spring or interfere with any equipment legally set for trapping furbearing animals.

If you are trapping with a General Hunting Licence or intending to submit your fur to the Genuine Mackenzie Valley Fur Program, then any equipment used to hunt furbearing animals must be removed or rendered harmless on or before the last day of each season. Such equipment may not be set before the first day of a season.

An officer may seize, for examination, any wildlife that he/she believes is diseased.



Carcass and Sample Collections

Carcasses or sample kits from various species of wildlife are being collected in various areas of the Territories. These collections provide important information on age and sex, reproduction and body condition. All carcasses must be tagged with your name, date caught and location. Your help is needed to track the health of our wildlife populations. Contact your local Renewable Resource Officer for more information.

HARVESTING ALONG THE CANOL TRAIL MACKENZIE MOUNTAIN AREA

The Mile 222 Wildlife Check Station will be operational during the hunting season to monitor harvest activity, collect biological samples and issue export permits. All visitors and harvesters are asked to sign in at the check station. This helps ensure compliance with licence and authorization requirements and with public safety in the area.

NWT resident hunters, GHL holders and NWT Aboriginal harvesters do not require an export permit to remove wildlife from the NWT. However hunters passing through other Territories and Provinces may wish to acquire a free export permit to avoid complications in other jurisdictions.

Please note that the ENR leased property at the Mile 222 Wildlife Check Station is restricted to operational requirements and only for use of the department. Use, storing of hunting equipment, vehicles, trailers, wild game or camping on ENR's leased property is not authorized. Harvesters should also be aware that Sahtú Private Lands surround the Canol Trail at various locations. A 30 metre buffer of Crown Land exists outward from the center line of the Canol Trail on either side. Licenced hunters may only harvest on vacant Crown Lands.

For more information about harvesting on Sahtu private land hunters need to contact the Norman Wells Renewable Resource Council at (867) 587-2455 or email nwrrc@nwlc.ca

EDÉHZHÍE PROTECTED AREA

Upon establishment of the Edézhíe National Wildlife Area (NWA), Section 35 rights holders harvesting within their traditional territory will continue to be allowed to harvest game in the NWA.

Non-section 35 rights-holders will be prohibited to harvest game in the NWA, unless authorized by a permit.

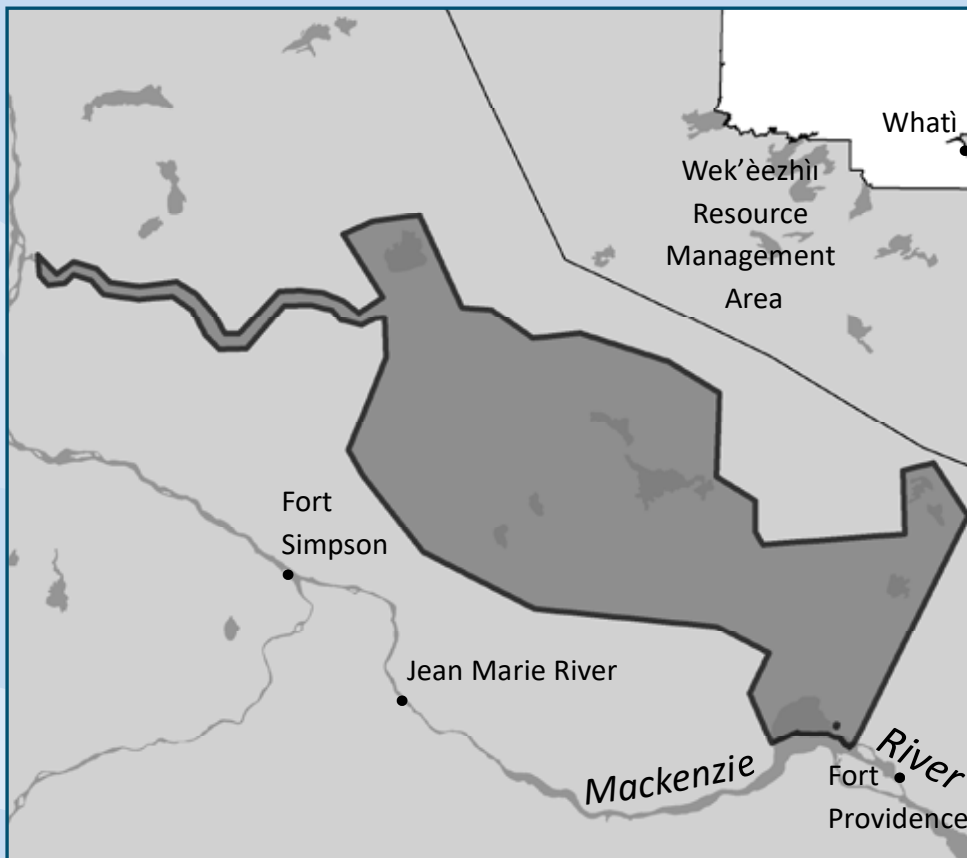
Individuals can contact the CWS permitting team at CWSPermitNorth@ec.gc.ca to obtain permit applications and additional information about permit requirements.

All permit applications (including for non-section 35 rights holders wishing to apply to harvest game) will be reviewed by the Edézhíe Management Board and the Canadian Wildlife Service before a decision is made to authorize an activity.

Non-section 35 hunting will be discussed in detail during the management planning process to determine whether there will be any changes to this process.

Edézhíe Protected Area in the NWT

Tłı̨chǫ private lands are shown in white



AREAS REQUIRING PERMISSION

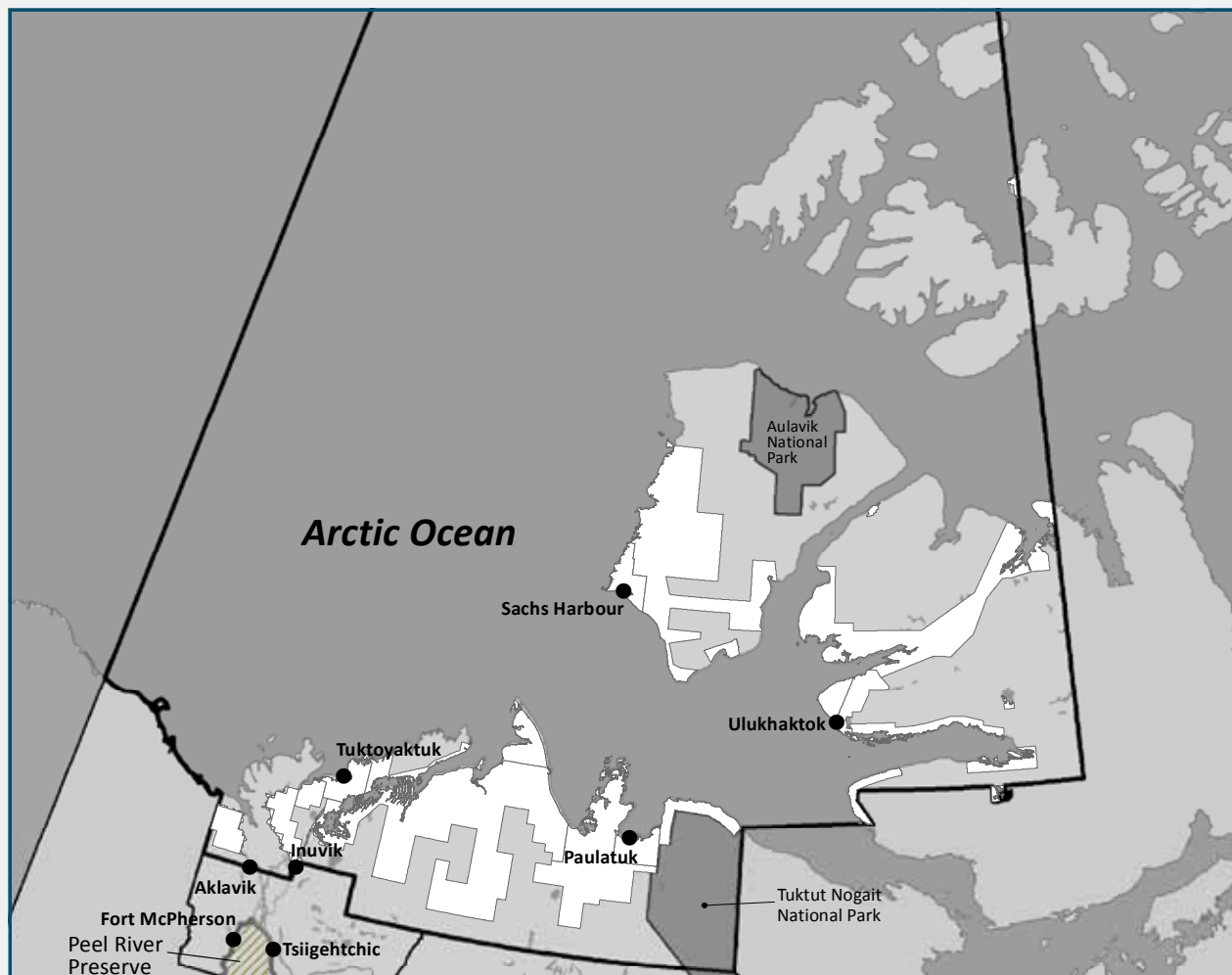
Inuvialuit Settlement Region (ISR)

Hunting in the ISR is subject to terms and conditions in accordance with the Inuvialuit Final Agreement (IFA). Non-beneficiaries must ask for and receive permission to access Inuvialuit private lands within the ISR before they can hunt. Non-beneficiaries must receive permission from the local Hunters and Trappers Committee (HTC) before hunting grizzly bear, polar bear, black bear, muskox, wolf and wolverine anywhere within the ISR.

For further information, contact the Inuvialuit Land Administration at 867-977-7100, the applicable HTC office: Aklavik 867-978-2723, Inuvik 867-777-3671, Olokhaktomiut (Ulukhaktok) 867-396-4808, Paulatuk 867-580-3004, Sachs Harbour 867-690-3028, or Tuktoyaktuk 867-977-2457, and/or your local Renewable Resource Officer in Inuvik (867-678-6650).

Inuvialuit Settlement Region in the NWT

All Inuvialuit private lands in the Inuvialuit Settlement Region are shown in white.



AREAS REQUIRING PERMISSION

Gwich'in Settlement Area (GSA)

Hunting in the GSA is subject to terms and conditions in accordance with the Gwich'in Comprehensive Land Claim Agreement (GCLCA). Non-participants must ask for and receive permission to access and hunt on Gwich'in Settlement Lands (private lands). An Application to Access Gwich'in Private Lands can be completed and submitted to the Gwich'in Tribal Council's Lands and Resources Department.

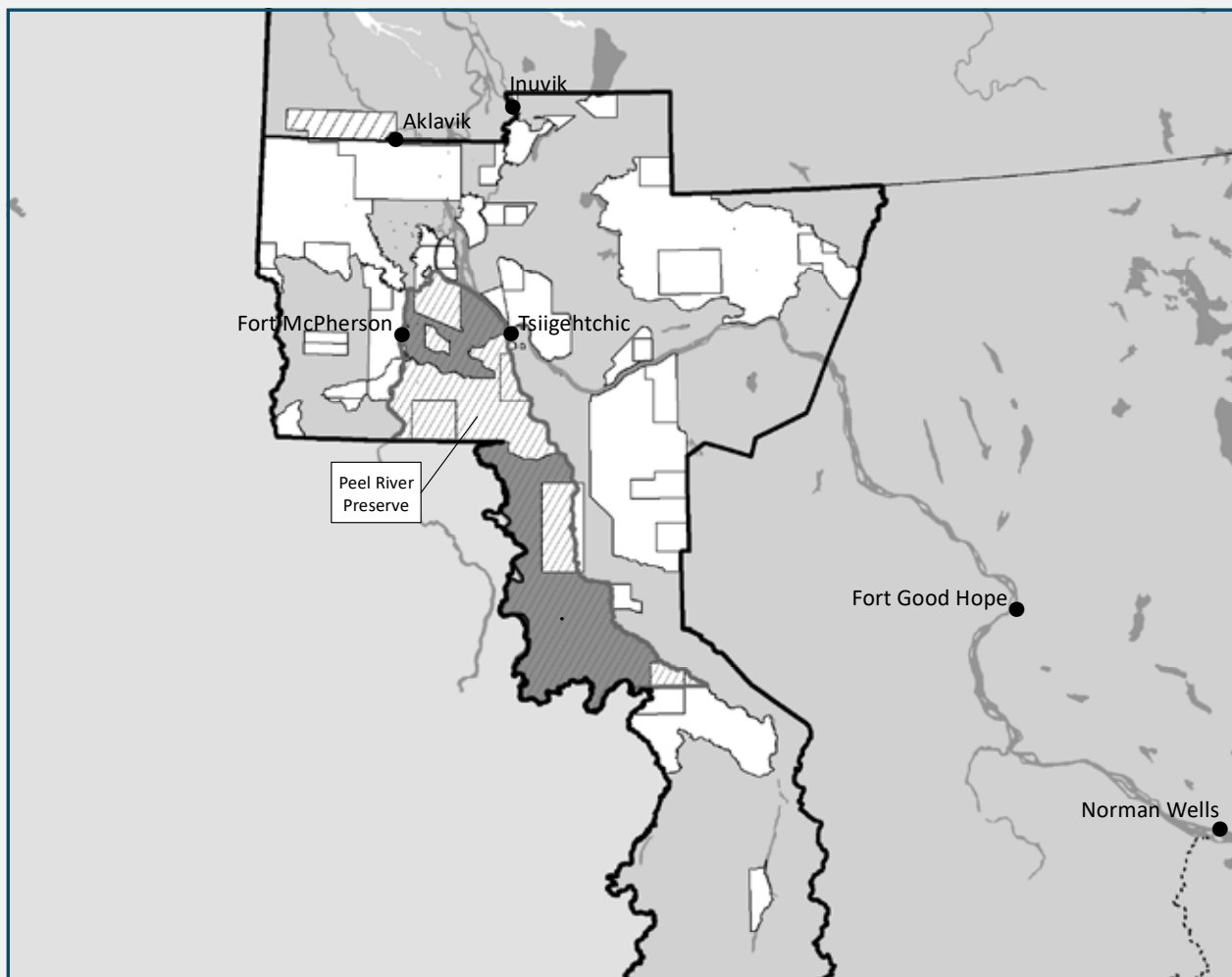
There are Special Harvesting Areas within the GSA that allow for certain hunting; however, they may also have additional terms and conditions. These areas are set out in Schedules V through VIII of the GCLCA.

For permission to hunt on Gwich'in settlement lands, contact the applicable RRC: Ehdiitat (Aklavik) 867-978-2340, Tetlit (Fort McPherson) 867-952-2330, Nihtat (Inuvik) 867-777-6652 or 6650, or Gwichya (Tsiigehtchic) 867-953-3603 or 3608. For wildlife management questions in the GSA, contact the Gwich'in Renewable Resources Board at 867-777-6600.

For further information on sport hunting in the GSA, contact the local Renewable Resources Officer in Inuvik (867-678-6650) or the local Renewable Resource Council Coordinator (867-777-6650).

Gwich'in Settlement Area in the NWT

Gwich'in settlement lands are shown in white.



AREAS REQUIRING PERMISSION

Sahtu Settlement Area (SSA)

Hunting in the SSA is subject to terms and conditions in accordance with the Sahtu Dene and Métis Comprehensive Land Claim Agreement. Non-participants must ask for and receive permission to access and hunt on Sahtu Settlement Lands (private lands).

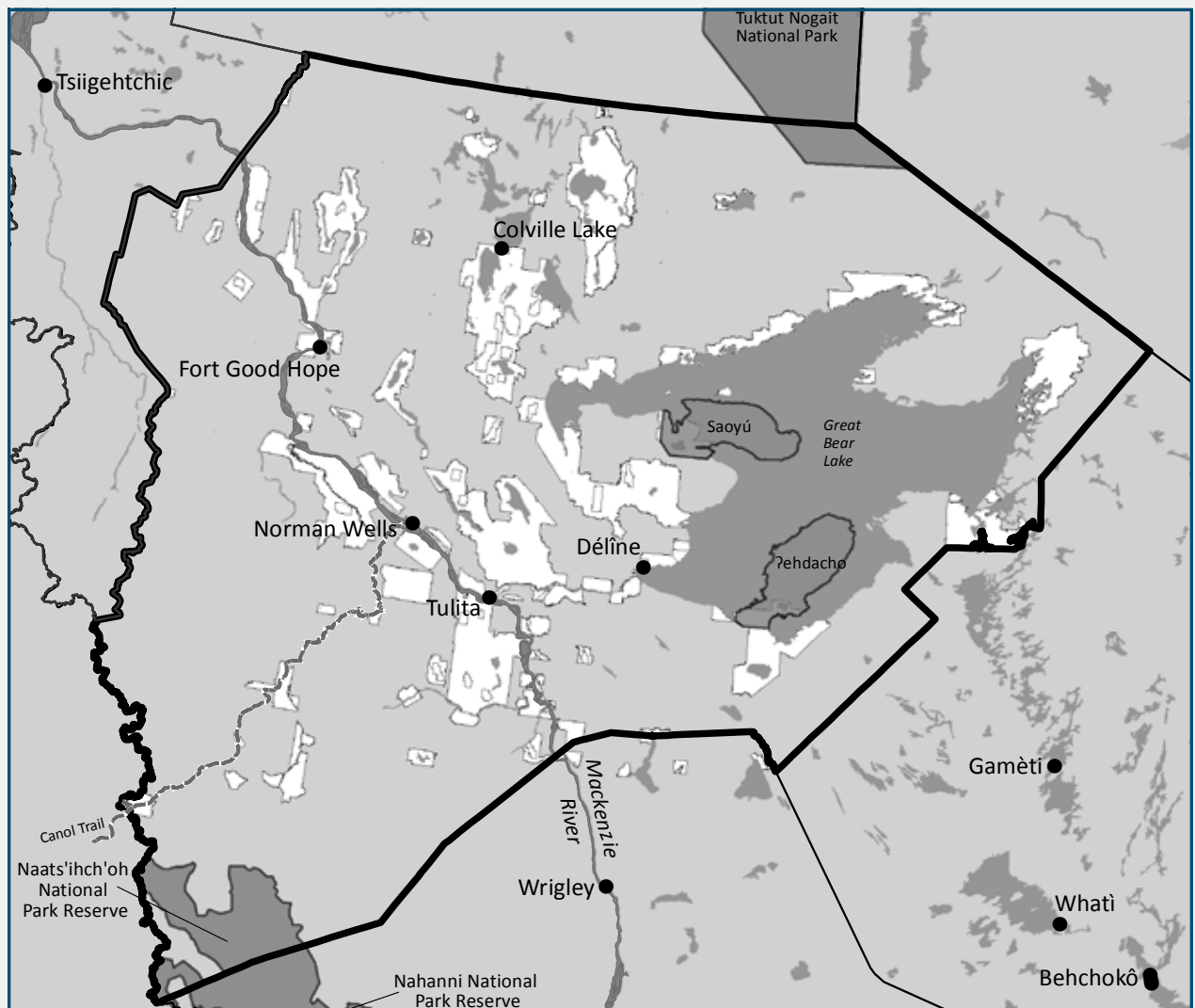
There are special harvesting areas within the Sahtu settlement lands for moose that may also have additional terms and conditions. These areas are set out in Schedules V through VII of the Sahtu Dene and Métis Comprehensive Land Claim Agreement.

For permission to hunt on Sahtu Settlement Lands, contact the applicable RRC: Norman Wells (867-587-2455), Fort Good Hope (867-598-2193), Colville Lake (867-709-2200) or Tulita (867-588-4724); or the Délı̨ne Go'ı̨ne Government (867-589-4224). For wildlife management questions in the SSA, contact the Sahtu Renewable Resources Board at 867-588-4040.

For further information on sport hunting in the SSA, contact a local Renewable Resource Officer in Norman Wells (867-587-3500).

Sahtu Settlement Area in the NWT

Sahtu Settlement Lands are shown in white.



AREAS REQUIRING PERMISSION

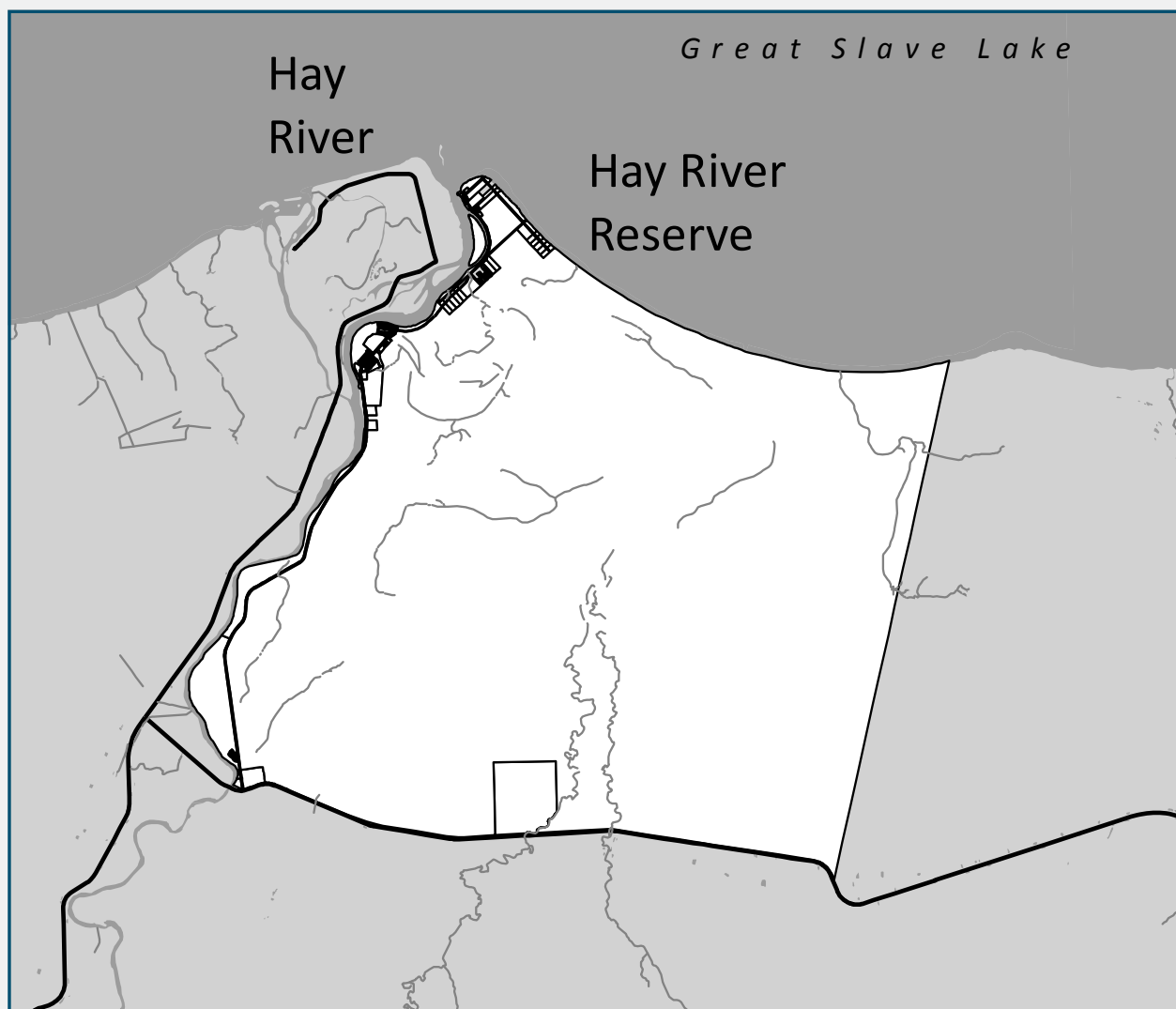
Hay River Reserve (HRR)

The *Indian Act* applies to reserves and Indian Act bands who may have established their own requirements applicable to hunting on their reserves.

For further information, contact the K'atlodeeche First Nation (867-874-6701) and/or your local Renewable Resource Officer in Hay River (867-875-5550).

Hay River Reserve in the NWT

All federally reserved lands in the Hay River Reserve are shown in white.



AREAS REQUIRING PERMISSION

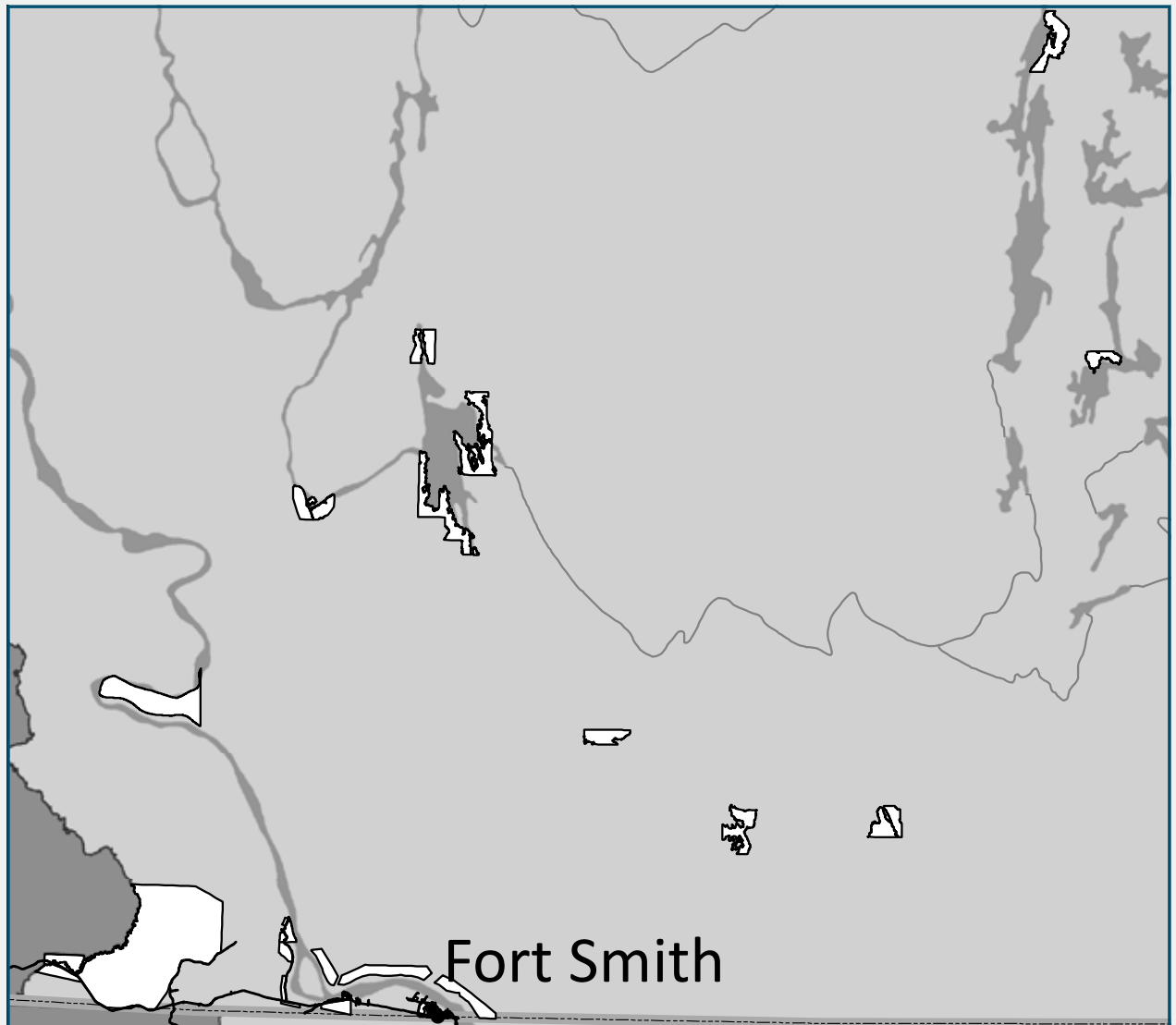
Salt River First Nation Reserve (SRFNR) and Salt Plains Reserve (SPR) No. 195

The *Indian Act* applies to reserves and Indian Act bands and allows them to establish their own requirements applicable to hunting on reserves.

For further information, contact the Salt River First Nation #195 (867-872-2986) and/or your local Renewable Resource Officer in Fort Smith (867-872-6400).

Salt River First Nation Reserve and Salt Plains Reserve No. 195 in the NWT

All reserve lands set aside for the Salt River First Nation Reserve and Salt Plain Reserve 195 are shown in white.



AREAS REQUIRING PERMISSION

Wek’èezhìi and Tłıchq Lands

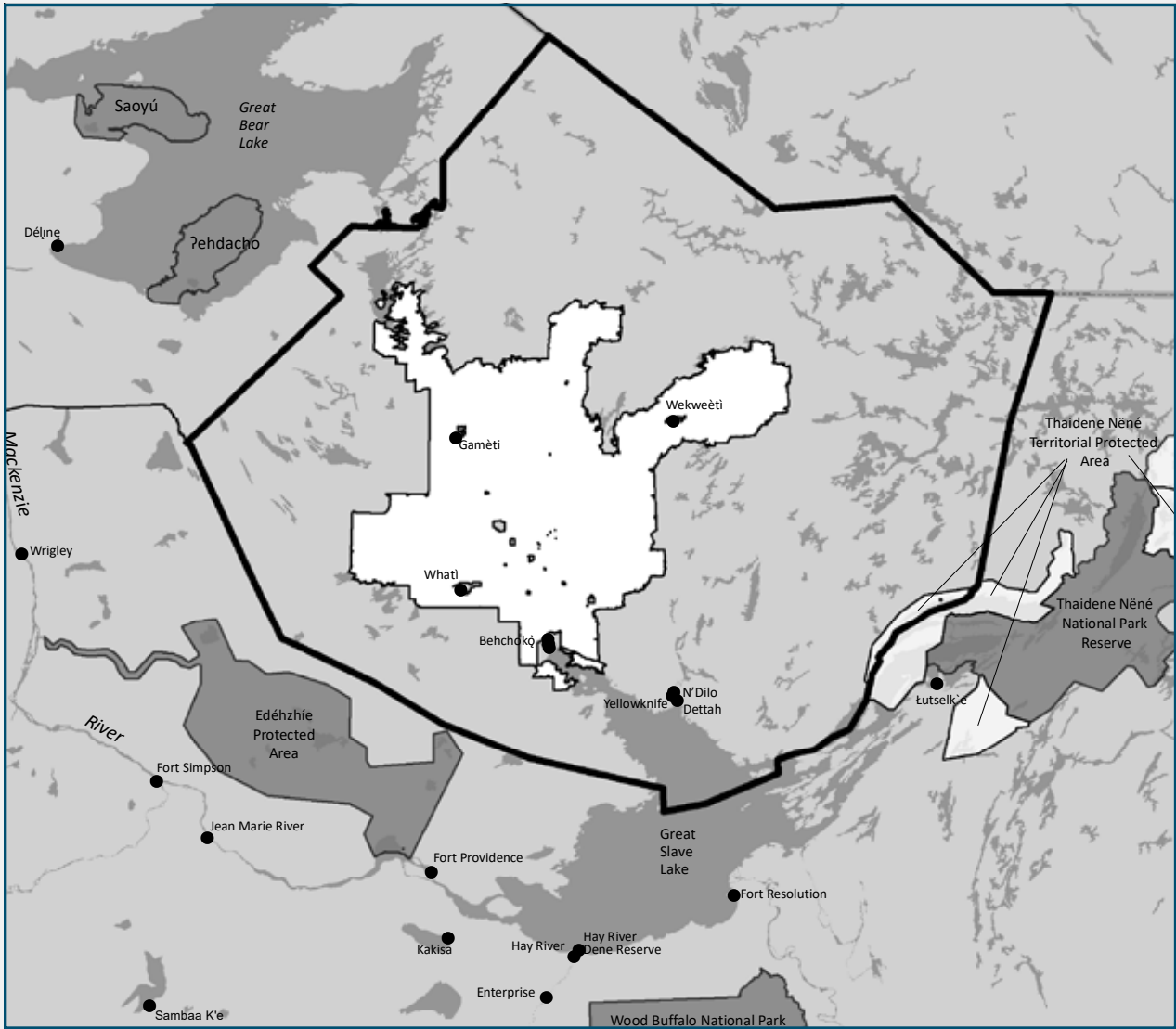
Hunting on Wek’èezhìi and on Tłıchq lands is subject to terms, conditions and provisions of the Tłıchq Agreement.

A request to the Tłıchq Government or local community government to harvest wildlife on Tłıchq lands is not required. However, asking permission to harvest on Tłıchq lands is encouraged because it shows respect for the Tłıchq tradition.

For further information, contact the Lands Protection Department of the Tłıchq Government (867-392-6381) or the Wek’èezhìi Renewable Resources Board (867-873-5740) and/or your local Renewable Resource Officer in Behchokò (867-392-6511).

Wek’èezhìi Resource Management Area in the NWT

All private lands in the Wek’èezhìi Resource Management Area are shown in white.



Ingraham Trail Development Area

The Department of Lands has established an area along the Ingraham Trail in which the discharge of a firearm is prohibited within 1.5 km of either side of the centre line of the highway. This is in effect year round.

This area was created to afford leaseholders and people enjoying recreational activity protection from firearm use. For details regarding this area, please contact the North Slave ENR Office (see page 60).

SANCTUARIES AND PARKS

Territorial Parks

Residents, non-residents, and non-resident aliens are not permitted to hunt within territorial parks in the NWT.

National Parks, Park Reserves and Protected National Historic Sites

Trapping and hunting are prohibited in national parks and national historic sites (including the Pingo Canadian Landmark). The possession of firearms is also prohibited, with the exception of Thaidene Nënë National Park Reserve, where visitors may carry firearms for protection against wildlife.

Firearms may be transported in a vehicle, vessel, or aircraft while travelling through a national park or national historic site to another destination, but they must be unloaded, securely encased and remain so for the duration of your time in the park or site. Firearms include slingshots, bows, BB guns, crossbows and paintball guns. Poaching in national parks and national historic sites carries serious penalties.

These regulations do not apply to individuals who are exercising harvesting rights under applicable land claim agreements, or who are Section 35 rights holders in the area.

For more information please visit www.pc.gc.ca or contact one of our offices:

Wood Buffalo National Park: 867-872-7960

Thaidene Nënë National Park Reserve:
867-766-8460

Nahanni National Park Reserve: 867-695-7750

Nááts'ı́hch'oh National Park Reserve:
867-588-4884

Saoyú-?ehdacho National Historic Site, Tukut Nogait National Park, Aulavik National Park and the Pingo Canadian Landmark: 867-777-8800

MIGRATORY BIRDS

A Migratory Game Bird Permit and a Habitat Conservation Stamp are required to hunt migratory birds (ducks, geese, coots, or snipe). The 2021-22 permit is also required to hunt snow and Ross geese in spring 2022. Non-toxic shot must be used to hunt migratory birds. Permits are available from any Canada Post office or online at: www.permis-permits.ec.gc.ca

Information on seasons, bag limits and fees is available from the Canadian Wildlife Service (CWS) or outlined in a brochure that can be obtained from a post office. This information can also be found on the Environment and Climate Change Canada website: www.ec.gc.ca

If you harvest a bird wearing a band, please report the information at www.reportband.gov or call toll free 1-800-327-band (2263) to leave a message.

A Migratory Bird Sanctuary Permit may be required for anyone wishing to access, hunt, or carry a firearm within Migratory Bird Sanctuary boundaries. This does not apply to Indigenous people exercising their rights under their land claims agreement. For a list of federal Migratory Bird Sanctuaries or to apply for a permit, contact: ec.cwspermitnorth-nordpermisscf.ec@canada.ca

or:

Permitting Officer
Northern Region, Canadian Wildlife Service
P.O. Box 1870, 933 Mivvik Street
Iqaluit, Nunavut X0A 0H0
Phone: 867-975-4636
Fax: 867-975-4645

FIREARMS INFORMATION

Requirements for firearm licences and registration are governed by the federal *Firearms Act*. Check with the Canadian Firearms Centre (1-800-731-4000) or www.rcmp-grc.gc.ca for more information.

FIREARMS AND AMMUNITION

All licenced hunters when hunting big game in the NWT, you must use a .222 or larger caliber ammunition to hunt wolf and wolverine. To hunt wood bison, ammunition must not be less than .30 caliber. When hunting polar bear, ammunition producing less than 2,800 joules of energy shall not be used. You may use a .243 or larger calibre to hunt other types of big game.

For the purpose of hunting big game, rim fire ammunition is illegal.

Ammunition containing non-expanding bullets, steel-jacketed bullets or tracer ammunition may not be used for hunting.

When hunting small game and migratory game birds, no one may use a shotgun that holds more than three shells in the magazine and firing chamber combined.

Basic Hunting Equipment Checklist

Experienced hunters often use a checklist to prepare for a hunting trip. This allows a hunter to efficiently prepare for a hunt and ensure no gear is forgotten. Below is an example of a basic checklist of essentials.

Basic Hunting Equipment:

- Survival kit
 - Emergency first aid kit
 - Hunting licence and tags
 - Firearm/bow
 - Extra ammunition
 - Firearm cleaning kit
 - Sizeable pack
 - Breathable game bags (cheesecloth)
 - Binoculars/spotting scope
 - Map, compass and GPS
 - Flashlight/headlamp
 - Duct tape
 - Radio or phone communications
 - Personal Emergency Location Transmitter
 - Whistle
 - Rope
 - Sharp skinning knife and camp knife
 - Axe/folding saw
 - Fire-starter/flint/matches
 - Cold weather and rain gear
 - Long underwear
 - Hiking/winter boots
 - Single burner stove and fuel
 - Water
 - Food for length of trip and extra
- * This checklist contains basic gear recommendations for any hunting trip. Each hunter should adapt this list to fit their specific hunting trip, which may include further gear requirements (i.e. sleeping bag, tent). This list is not meant to be exhaustive or complete.

HOW TO USE THE HUNTING TABLES AND MAPS

Holders of Resident, Non-resident and Non-resident Alien Hunting Licences are prohibited from hunting in any territorial parks, national parks or park reserves. Only some small game species are protected in a wildlife sanctuary or preserve. All protected areas are shaded dark grey on the Wildlife Management Zone Map. Protected areas are shaded dark grey on the species specific Wildlife Management Area Maps when you cannot harvest there. Hunting regulations are changing in new protected areas.

The NWT is divided into wildlife management zones. The maps on pages 18 and 19 of this booklet outline these units represented by the letters D, G, I, R, S and U.

Within the wildlife management zones, species management areas for certain animals are represented by a two-letter code and two-digit number:

- PB polar bear
- GB grizzly bear
- WB wood bison
- BC barren-ground caribou
- MX muskox
- WF wolf
- WV wolverine

Maps of the hunting areas for different species in the wildlife management zones are also illustrated.

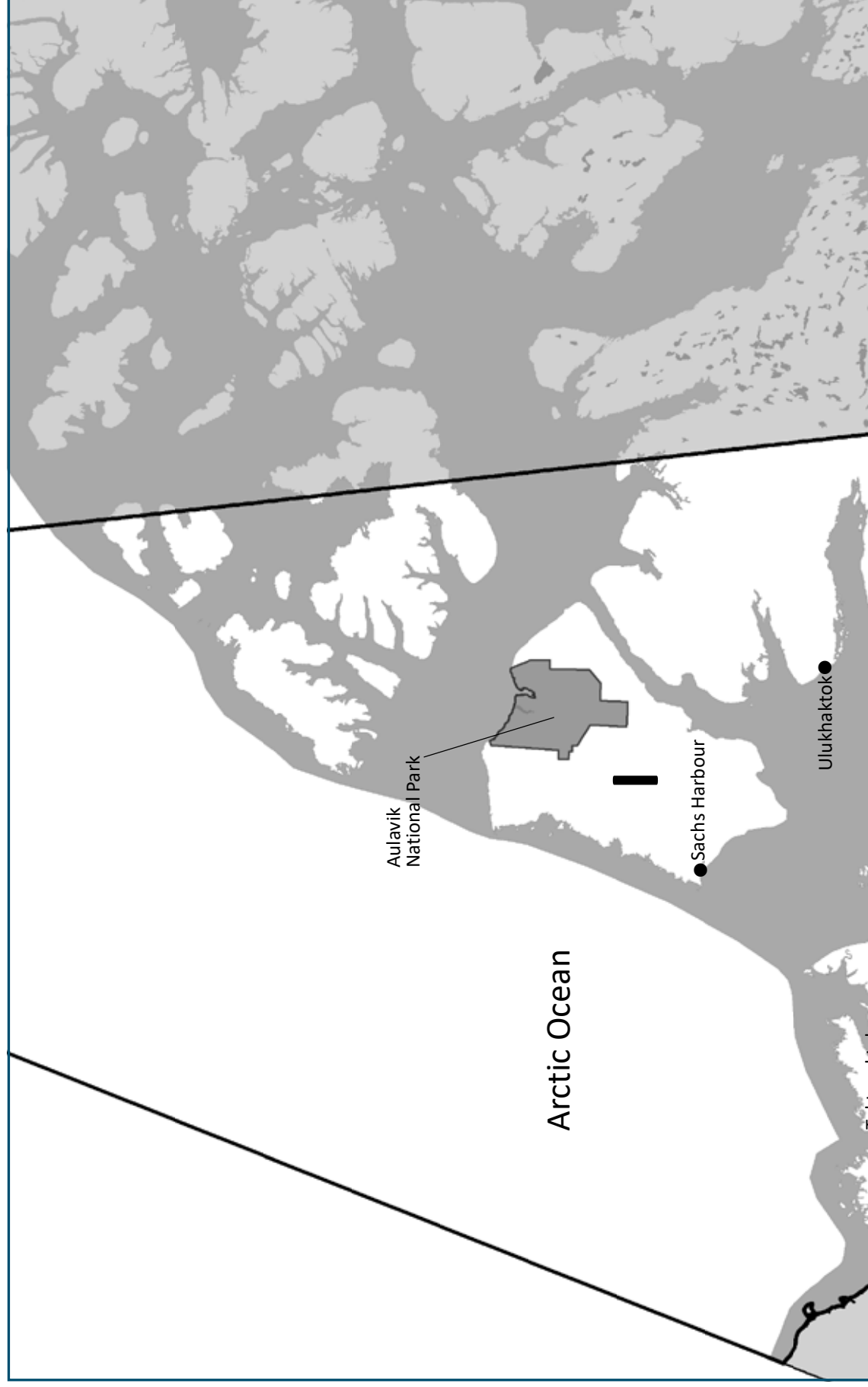
Examples of how to interpret the coding of the different hunting area names:

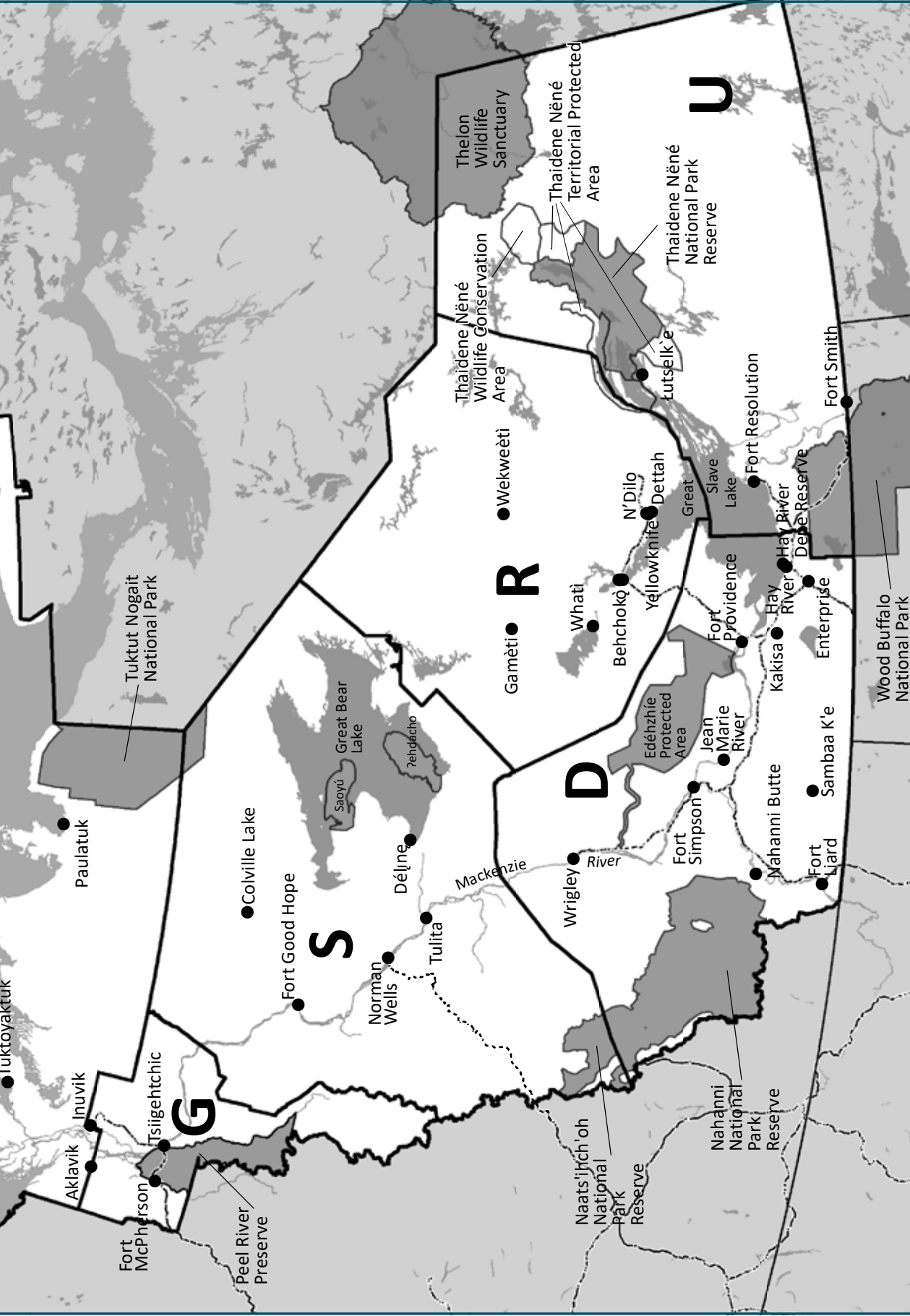
D	Hunting is allowed in all of zone D for the specific animal
I/MX/01-04	Muskox hunting is allowed in areas 01, 02, 03 and 04 of zone I
G/OT/01	Outfitter hunting is allowed in area 01 in zone G

Harvester Abbreviations

AH: Aboriginal harvester in harvester's traditional area
GHL: General Hunting Licence holder
RES: NWT Resident Hunting Licence holder
NR: Non-resident Hunting Licence holder
NRA: Non-resident Alien Hunting Licence holder

WILDLIFE MANAGEMENT ZONES OF THE NORTHWEST TERRITORIES





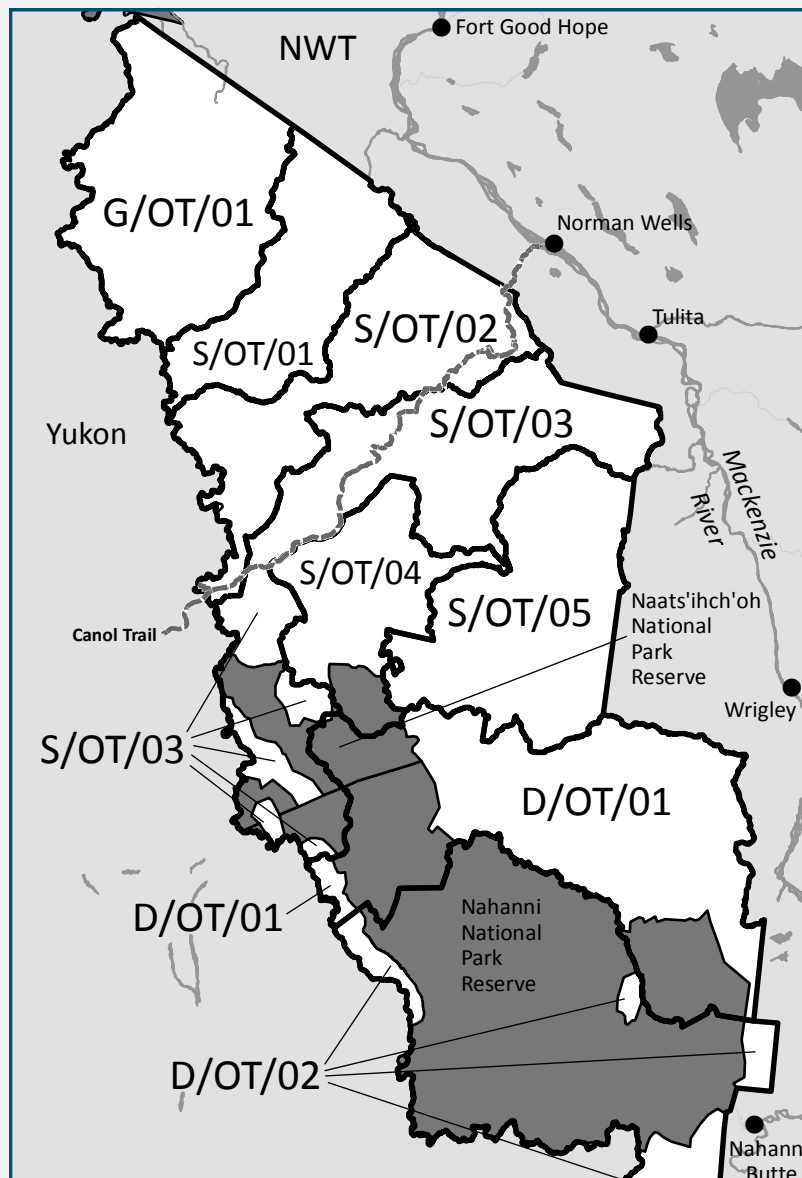
OUTFITTERS MANAGEMENT AREA MAP

In the Mackenzie Mountains in wildlife management zones D, G and S, there are eight hunting areas referred to as outfitter areas. These management areas are represented by the wildlife management area letter, followed by the two-letter code OT and a two-digit number. Similar to all other hunting areas in the NWT, **resident hunters do not require an outfitter to hunt** in these areas.

There is no outfitted hunting permitted within the Nááts'ihch'oh National Park Reserves and Nahanni National Park.

There is no hunting of big game until 12 hours has passed after the termination of an aircraft, including a helicopter, flight into D/OT/01-02, G/OT/01, S/OT/01-05. For more information on harvesting along the Canol Trail, see page 8.

This map shows the detailed outfitter areas in the NWT. These management areas apply to non-resident and non-resident alien hunters who plan to hunt black bear, northern mountain caribou, mountain goat, moose, Dall's sheep, wolf and/or wolverine. Contact **NWT Tourism** for a list of licenced outfitters (see page 60).



BIG GAME SPECIES

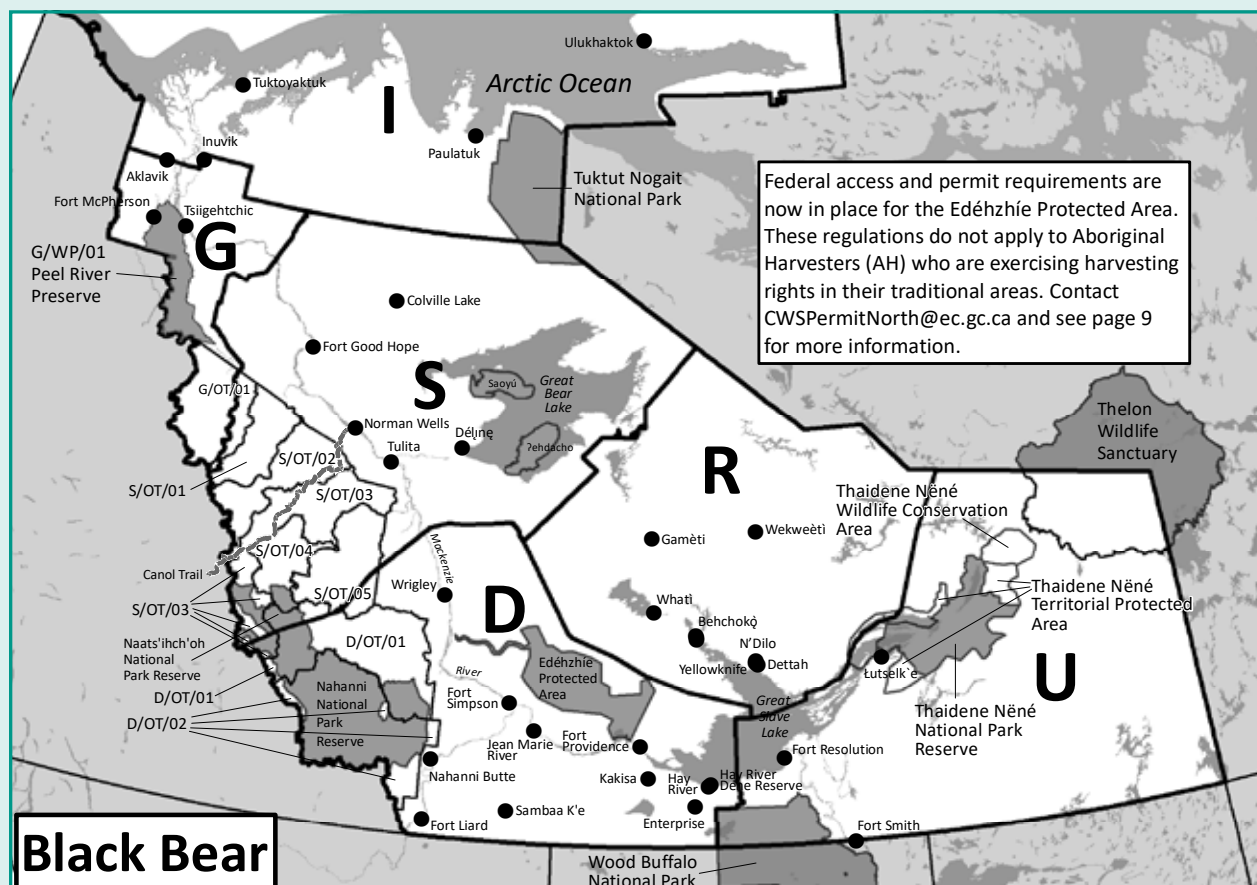


Photo Credit: G. Court

JULY 1, 2022 TO JUNE 30, 2023

Black Bear

Photo Credit: Danny Allaire



Harvester	Tag Fee	Harvest Fee	Bag Limit	Season	Hunting Area
AH or GHL	N/A	N/A	Unlimited	1 July - 30 June	D, G (outside I/GB areas noted below), I, R, S, U
RES	24.00	N/A	One adult bear not accompanied by a cub ^(a)	15 Aug - 30 June	D, G (except G/WP/01), I ^(b) , R, S, U
NR	48.00	238.00	One adult bear not accompanied by a cub ^(a)	15 Aug - 31 Oct	D/OT/01-02, G/OT/01, S/OT/01-05 (see outfitters map page 23)
NRA	119.00	238.00	One adult bear not accompanied by a cub ^(a)	15 Aug - 31 Oct	D/OT/01-02, G/OT/01, S/OT/01-05 (see outfitters map page 23)
NR	48.00	238.00	One adult bear not accompanied by a cub ^(a)	15 Aug - 30 June	R, S (except S/OT/01-05), U
NRA	119.00	238.00	One adult bear not accompanied by a cub ^(a)	15 Aug - 30 June	R, S (except S/OT/01-05), U

^(a) A black bear cub has a hide measuring less than 1.2 m from tip of the nose to the end of the tail when fresh, and less than 1.6 m when stretched and dried.

^(b) If you are not a beneficiary of the Inuvialuit Final Agreement, you must receive permissions to hunt black bear anywhere in the ISR. For more information, contact the applicable offices in the ISR - see page 23.

NOTE

All licenced hunters flying into wildlife management areas S/MX/01 and R/BC/01 must wait 12 hours after landing before hunting. Also if you are flying within the Outfitter Areas of the Mackenzie Mountains, you must wait 12 hours after landing before hunting any big game. This is to prevent aircraft from giving hunters more than a sporting chance. It does not stop licenced outfitters from making preparations for the client.

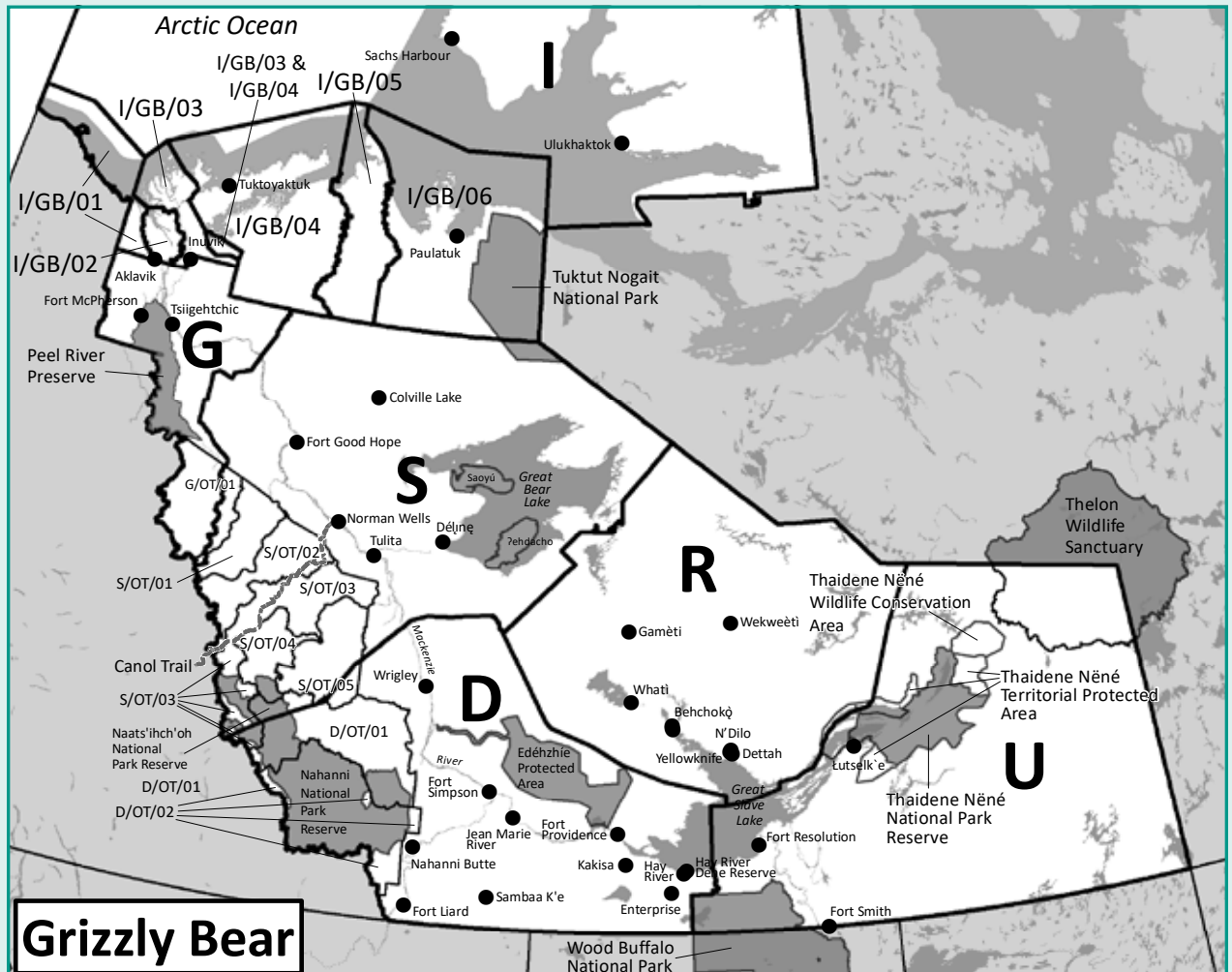
Successful hunters must turn in the lower jaw or undamaged post-canine tooth and information that an officer requires as soon as practicable after the bear is killed.

PROBLEM BEARS

In the NWT, it is legal to shoot a bear in self-defence of life or property. You must report the kill to a Renewable Resources Officer as soon as possible and provide an explanation of the incident, the date and location of the incident, and any other information requested by an Officer. You may not keep any part of a bear killed in self-defence. You can report incidents by calling 1-866-762-2437.

Grizzly Bear

Photo Credit: Doug Downing



Grizzly Bear

Harvester	Tag Fee	Harvest Fee	Bag Limit	Season	Hunting Area
AH or GHL	N/A	N/A	Unlimited	1 July - 30 June	D, I (outside of I/GB areas noted below), R, S, U
AH or GHL	N/A	N/A	Voluntary quota system established ^(g)	1 July - 30 June	G
AH or GHL	N/A	N/A	One or more in accordance with the number of tags held ^(f)	1 July - 30 June	I/GB/01-03, 06
AH or GHL	N/A	N/A	One or more in accordance with the number of tags held ^(f)	1 Sept - 31 May	I/GB/04-05
RES	24.00 each tag	N/A	^(b) One adult bear not accompanied by a cub ^(a) or in a den (only one per lifetime of hunter)	15 Aug - 31 Oct	D/OT/01-02, G/OT/01 ^(e) , S/OT/01-05 (see outfitters map page 20)
RES	24.00 each tag	N/A	^(c) Any number of adult bears not accompanied by a cub ^(a) or in a den in accordance with the number of tags held	31 Aug - 31 Oct and 15 Apr - 31 May	I/GB/01-03 ^(d) , I/GB/06 ^(d)
RES	24.00 each tag	N/A	^(c) Any number of adult bears not accompanied by a cub ^(a) or in a den in accordance with the number of tags held	1 Sept - 31 May	I/GB/04-05 ^(d)
NR	48.00	2376.00	^(c) Any number of adult bears not accompanied by a cub ^(a) or in a den in accordance with the number of tags held	31 Aug - 31 Oct and 15 Apr - 31 May	I/GB/01-03 ^(d) , I/GB/06 ^(d)
NR	48.00	2376.00	^(c) Any number of adult bears not accompanied by a cub ^(a) or in a den in accordance with the number of tags held	1 Sept - 31 May	I/GB/04-05 ^(d)
NRA	119.00	2376.00	^(c) Any number of adult bears not accompanied by a cub ^(a) or in a den in accordance with the number of tags held	31 Aug - 31 Oct and 15 Apr - 31 May	I/GB/01-03 ^(d) , I/GB/06 ^(d)
NRA	119.00	2376.00	^(c) Any number of adult bears not accompanied by a cub ^(a) or in a den in accordance with the number of tags held	1 Sept - 31 May	I/GB/04-05 ^(d)

^(a) A grizzly bear cub has a hide measuring less than 1.4 m from the tip of the nose to the end of the tail when fresh, and less than 1.6 m when stretched and dried.

^(b) If an unsuccessful resident grizzly bear tag holder fails to return their tag within 15 days after their hunt, they shall be deemed to have killed a bear and no further tags will be issued to that individual.

^(c) All hunters who buy grizzly bear tags are asked to complete a questionnaire regardless of the hunt's outcome. Unsuccessful hunters must return unused tags immediately after the hunt.

^(d) If you are not a beneficiary of the Inuvialuit Final Agreement, you must receive permission to hunt grizzly bear anywhere in the ISR. For more information, contact the applicable offices in the ISR - see page 10.

^(e) Under the Management Agreement for Grizzly Bears in the Gwich'in Settlement Area, all hunters who wish to hunt grizzly bears in G/OT/01 should request permission to the GRRB or the local RRC. For more information, contact the local RRC or the GRRB - see page 11 11.

^(f) Mandatory reporting and sampling requirements.

^(g) Contact the Gwich'in Renewable Resources Board for more information on the quota.

NOTE

If you are flying within the Outfitter Areas of the Mackenzie Mountains, you must wait 12 hours after landing before hunting any big game. This is to prevent aircraft from giving hunters more than a sporting chance. It does not stop licensed outfitters from making preparations for the client.

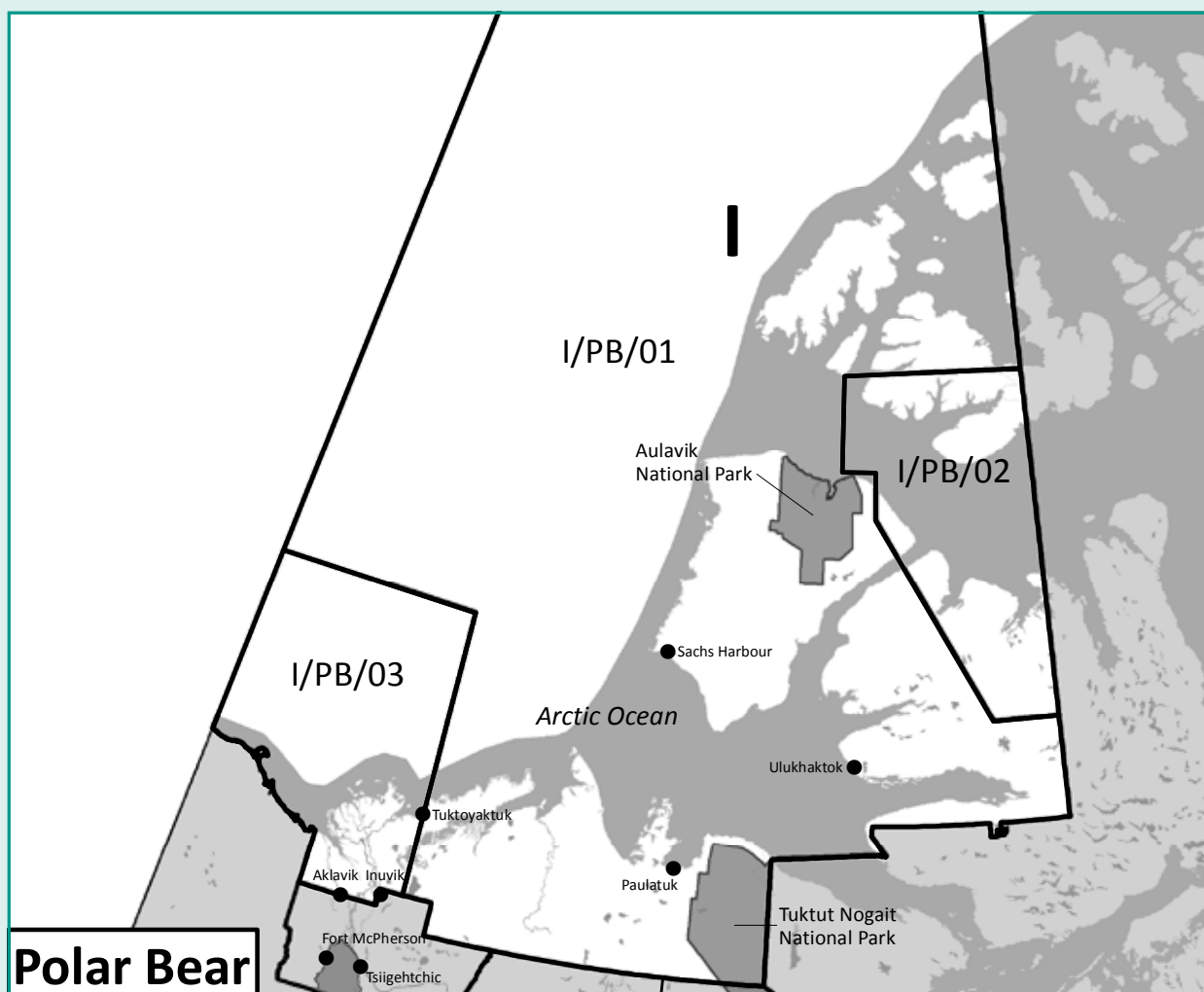
Successful hunters must turn in the lower jaw or undamaged post-canine tooth and information that an officer requires as soon as practicable after the bear is killed.

PROBLEM BEARS

In the NWT, it is legal to shoot a bear in self-defence of life or property. You must report the kill to a Renewable Resources Officer as soon as possible and provide an explanation of the incident, the date and location of the incident, and any other information requested by an Officer. You may not keep any part of a bear killed in self-defence. You can report incidents by calling 1-866-762-2437.

Polar Bear

Photo Credit: Gordon Court



Harvester	Tag Fee	Harvest Fee	Bag Limit	Season	Hunting Area
AH or GHL	N/A	N/A	One or more in accordance with the number of tags held	1 Dec - 31 May (Female/Male) 1 Oct - 31 May (Male only)	I/PB/01
AH or GHL	N/A	N/A	One or more in accordance with the number of tags held	1 Jan - 31 May	I/PB/02
AH or GHL	N/A	N/A	One or more in accordance with the number of tags held	1 Dec - 31 May	I/PB/03
RES	24.00	N/A	Any number of adult bears not accompanied by a cub ^(a) or in a den in accordance with the number of tags held	1 Dec - 31 May 1 Jan - 31 May	I/PB/01, 03 ^(b) I/PB/02 ^(b)
RES	24.00	N/A	One or more in accordance with the number of tags held (male only)	1 Oct - 30 Nov	I/PB/01
NR	48.00	1782.00	Any number of adult bears not accompanied by a cub ^(a) or in a den in accordance with the number of tags held	1 Dec - 31 May 1 Jan - 31 May	I/PB/01, 03 ^(b) I/PB/02 ^(b)
NR	48.00	1782.00	One or more in accordance with the number of tags held (male only)	1 Oct - 30 Nov	I/PB/01
NRA	119.00	1782.00	Any number of adult bears not accompanied by a cub ^(a) or in a den in accordance with the number of tags held	1 Dec - 31 May 1 Jan - 31 May	I/PB/01, 03 ^(b) I/PB/02 ^(b)
NRA	119.00	1782.00	One or more in accordance with the number of tags held (male only)	1 Oct - 30 Nov	I/PB/01

Please note that where hunters are required to take males only, they must retain evidence of sex (baculum).

- The holder of a hunting licence may only hunt polar bear by dog team or on foot. Ammunition and firearms for a hunt must meet prescribed requirements. A successful hunter must provide information on the date and location of the kill and turn the lower jaw or undamaged post-canine tooth, evidence of sex and any lip tattoos and ear tags present. An unsuccessful hunter must return unused tags immediately after the hunt.

^(a) In the ISR, a polar bear is defined as having a hide measuring less than 1.5 m from the tip of the nose to the end of the tail when fresh, and less than 1.8 m when stretched and dried.

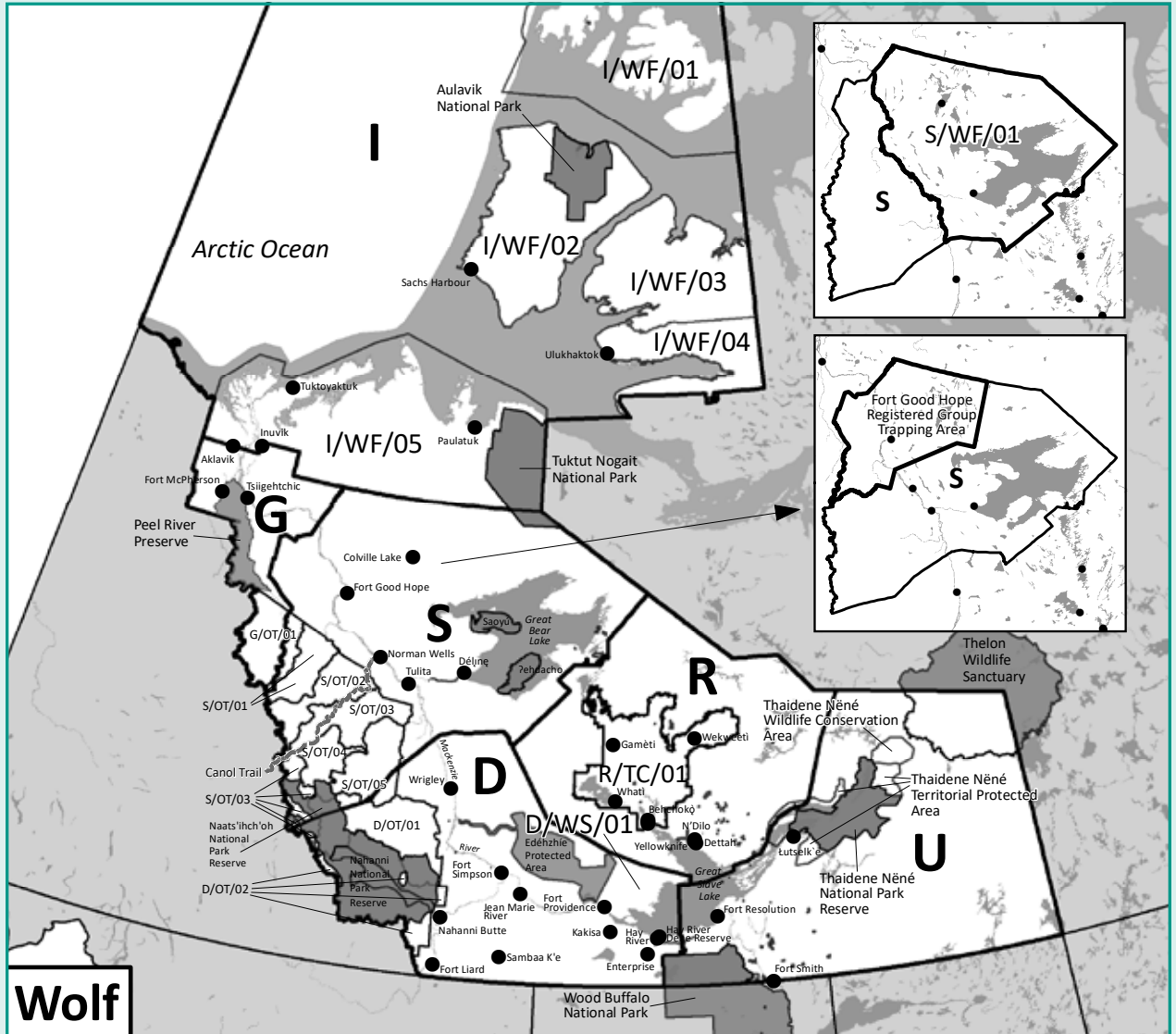
^(b) If you are not a beneficiary of the Inuvialuit Final Agreement, you must receive permission to hunt polar bear anywhere in the ISR and polar bear hunting boundaries are complex. Please contact the applicable offices in the ISR for more information and tag before starting the hunt - see page 10.

PROBLEM BEARS

In the NWT, it is legal to shoot a bear in self-defence of life or property. You must report the kill to a Renewable Resources Officer as soon as possible and provide an explanation of the incident, the date and location of the incident, and any other information requested by an Officer. You may not keep any part of a bear killed in self-defence. You can report incidents by calling 1-866-762-2437.

Wolf

Photo Credit: Gordon Court



Wolf

Harvester	Tag Fee	Harvest Fee	Bag Limit	Season	Hunting Area
AH or GHL	N/A	N/A	Unlimited	1 July - 30 June	I/WF/01, I/WF/03-05, R, S, U
GHL	N/A	N/A	Unlimited	25 July - 31 May	D/OT/01-02, G/OT/01, S/OT/01-05
GHL	N/A	N/A	Unlimited	15 Aug - 31 May	D, G, I/WF/01-05, R, S, U
RES	N/A	N/A	One or more in accordance with the number of tags held	25 July - 31 May	D/OT/01-02, G/OT/01, S/OT/01-05
RES	N/A	N/A	One or more in accordance with the number of tags held	15 Aug - 31 May	D (except D/OT/01-02), G (except G/OT/01), R, S (except S/OT/01-05), U, I/WF/01-05 ^(a)
NR	N/A	N/A	One or more in accordance with the number of tags held	15 Aug - 31 May	I/WF/01-05 ^(a)
NR	N/A	N/A	One	25 July - 15 Apr	D/OT/01-02, G/OT/01
NR	N/A	N/A	Two	25 July - 15 Apr	S/OT/01-05 (see outfitters map page 20)
NR	N/A	N/A	One	15 Aug - 31 May	D/WS/01
NR	N/A	N/A	Two	15 Aug - 31 May	R, U
NR	N/A	N/A	One	1 Aug - 15 Apr	S/WF/01
NRA	N/A	N/A	One or more in accordance with the number of tags held	15 Aug - 31 May	I/WF/01-05 ^(a)
NRA	N/A	N/A	Two	15 Aug - 31 May	R, U
NRA	N/A	N/A	One	1 Aug - 15 Apr	S/WF/01
NRA	N/A	N/A	One	25 July - 15 Apr	D/OT/01-02, G/OT/01
NRA	N/A	N/A	One	15 Aug - 31 May	D/WS/01

** New for July 1st, all tag fees and harvest fees have been removed for all harvesters.

^(a) A vendor shall not issue a tag to a hunter unless the hunter provides the vendor with the written permission of each applicable HTC for the hunter to hunt wolf in the area. For the purposes of this condition, "applicable HTC" means an HTC that has responsibility in the area in which the hunter will be hunting. For more information, contact the applicable offices in the ISR - see page 10.

NOTE

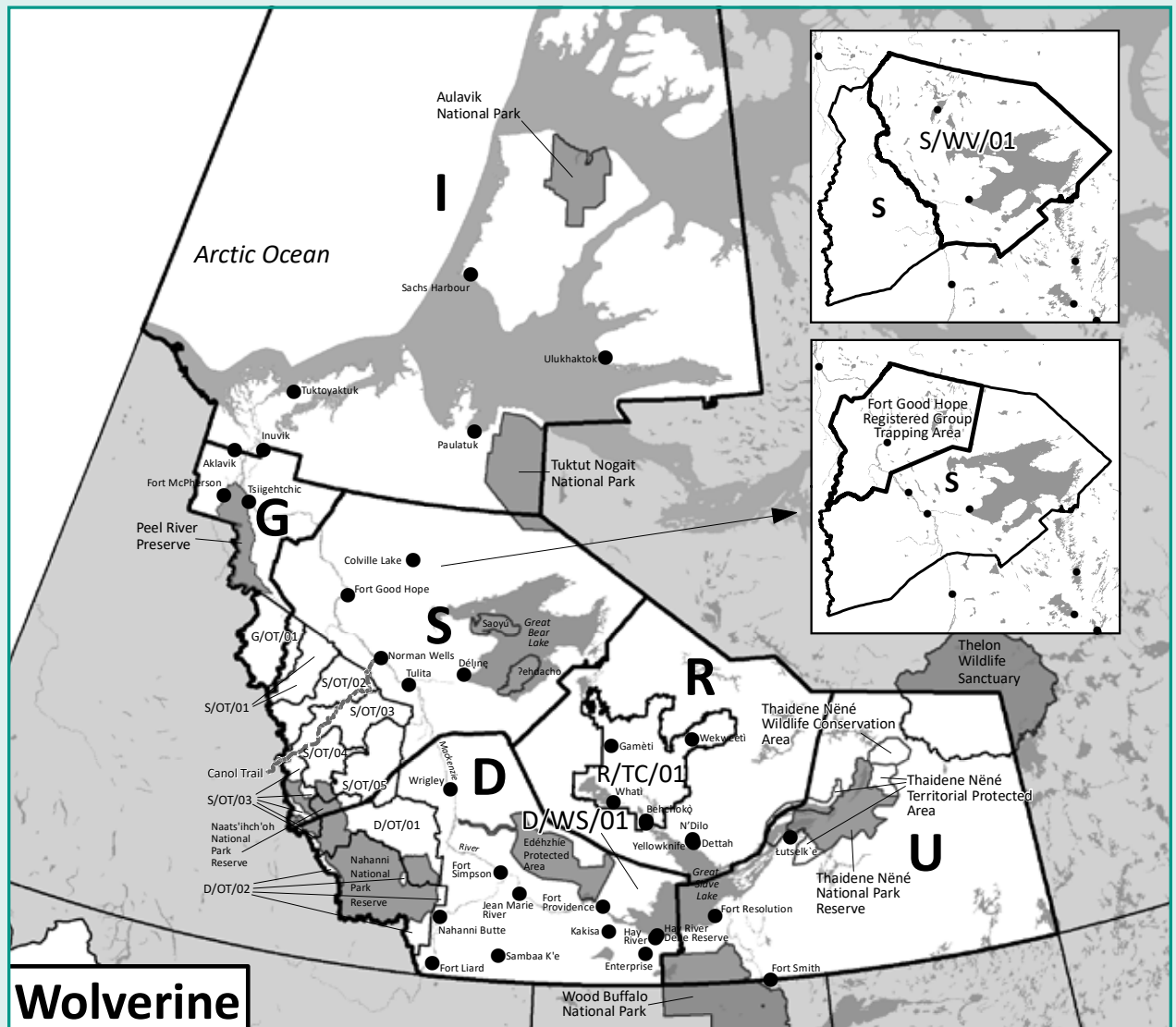
If you are flying within the Outfitter Areas of the Mackenzie Mountains, you must wait 12 hours after landing before hunting any big game. This is to prevent aircraft from giving hunters more than a sporting chance. It does not stop licenced outfitters from making preparations for the client.

FUR TRAPPERS ONLY

Harvester	Season	Hunting Area
AH	1 Jul - 30 Jun	D, G, I, R, S, U
GHL	15 Aug - 31 May	Fort Good Hope Registered Group Trapping Area
GHL	15 Aug - 31 May	D, G, I (except I/WF/01-05), R (except R/TC/01), S, U

Wolverine

Photo Credit: Rob Gau



Wolverine

Harvester	Tag Fee	Harvest Fee	Bag Limit	Season	Hunting Area
AH	N/A	N/A	Unlimited	1 July - 30 June	D, G, I, R, S, U
GHL	N/A	N/A	Unlimited	25 July - 31 May	D, G, I, R, S, U
RES	24.00	N/A	One or more in accordance with the number of tags held	25 July - 30 Apr	D, G, R, S, U
RES	24.00	N/A	One or more in accordance with the number of tags held	1 July - 30 Apr	I ^(a)
NR	48.00	238.00	One	1 Dec - 15 Mar	U, D/WS/01
NR	48.00	238.00	One	15 Aug - 31 Oct	U, R
NR	48.00	238.00	One	25 July - 15 Apr	D/OT/01-02, G/OT-01, S/OT/01-05 (see outfitters map page 20)
NR	48.00	238.00	One	1 Aug - 15 Apr	S/WV/01
NR	48.00	238.00	One or more in accordance with the number of tags held	1 July - 30 June	I ^(a)
NRA	119.00	238.00	One	1 Dec - 15 Mar	U, D/WS/01
NRA	119.00	238.00	One	15 Aug - 31 Oct	U, R
NRA	119.00	238.00	One	25 July - 15 Apr	D/OT/01-02, G/OT-01, S/OT/01-05 (see outfitters map page 20)
NRA	119.00	238.00	One	1 Aug - 15 Apr	S/WV/01
NRA	119.00	238.00	One or more in accordance with the number of tags held	1 July - 30 June	I ^(a)

^(a) A vendor shall not issue a tag to a hunter unless the hunter provides the vendor with the written permission of each applicable HTC for the hunter to hunt wolverine in the area. For the purposes of this condition, "applicable HTC" means an HTC that has responsibility in the area in which the hunter will be hunting. For more information, contact the applicable offices in the ISR - see page 10.

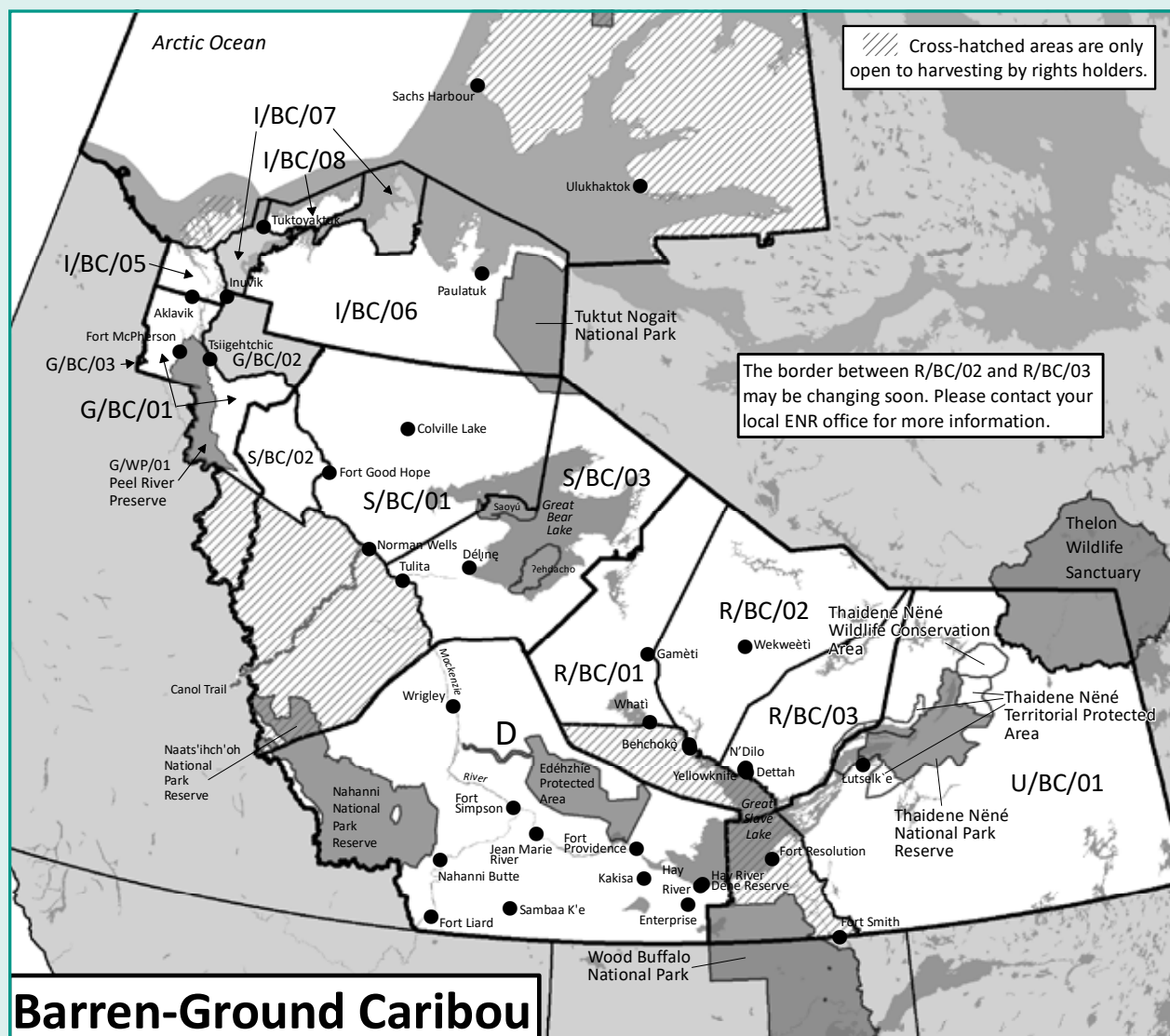
NOTE

If you are flying within the Outfitter Areas of the Mackenzie Mountains, you must wait 12 hours after landing before hunting any big game. This is to prevent aircraft from giving hunters more than a sporting chance. It does not stop licenced outfitters from making preparations for the client.

FUR TRAPPERS ONLY

Harvester	Season	Hunting Area
AH	1 Jul - 30 Jun	D, G, I, R, S, U
GHL	1 Nov - 15 Mar	Fort Good Hope Registered Group Trapping Area
GHL	1 Nov - 15 Apr	D, G, I, R (except R/TC/01), S, U

Photo Credit: Joachim Obst



Harvester	Tag Fee	Harvest Fee	Bag Limit	Season	Hunting Area
AH or GHL	N/A	N/A	0	Closed	Mobile core Bathurst caribou mgmt zone ^(d)
AH or GHL	N/A	N/A	0	Closed	G/BC/02, I/BC/07 in harvester's traditional area ^(a,b)
AH or GHL	N/A	N/A	Unrestricted	1 July - 30 June	G/BC/01, I/BC/05, S/BC/02, U/BC/01, R/BC/03 ^(e)
AH or GHL	N/A	N/A	Unrestricted	1 July - 30 June	I/BC/06 ^(a) , S/BC/01 ^(a)
AH or GHL	N/A	N/A	Unrestricted	1 July - 30 June	D ^(a,b) , R/BC/01 ^(a,b,e) , S/BC/03 ^(a,b)
AH or GHL	N/A	N/A	Unrestricted	1 July - 30 June	R/BC/02 ^(a, b, e)
AH or GHL	N/A	N/A	Unrestricted	16 June - 31 March	I/BC/08 in harvester's traditional area
AH or GHL	N/A	N/A	Unrestricted	1 July - 25 December	G/BC/03
RES	24.00 each tag	N/A	2 (male only)	15 August - 30 April	G/BC/01 (except G/WP/01), I/BC/05
RES	24.00 each tag	N/A	0	Closed	R/BC/01, G/BC/02, I/BC/07
RES	24.00 each tag	N/A	1 (male only)	15 August - 30 April	U/BC/01 ^(c)
NR	48.00 1 st tag; additional tag 95.00 each	356.00	0	Closed	G/BC/02, I/BC/07
NR	48.00 1 st tag; additional tag 95.00 each	356.00	0	Closed	R/BC/01, U/BC/01
NRA	119.00 1 st tag; additional tag 238.00 each	356.00	0	Closed	G/BC/02, I/BC/07
NRA	119.00 1 st tag; additional tag 238.00 each	356.00	0	Closed	R/BC/01, U/BC/01

- To distinguish between a male and female caribou, check the sex organs before shooting. A mature male (bull) has a penis sheath that can usually be seen from the side. A female (cow) has a dark patch under her tail. This is the vulva. Please use caution and speak to an elder, experienced hunter or Renewable Resource Officer for more information. See page 60 for more information.

^(a) Tag required.

^(b) Male only.

^(c) Mandatory reporting of harvest to local ENR office.

^(d) All caribou harvesting is prohibited in the Mobile Core Bathurst Caribou Management Zone. The mobile core caribou management zone map can be found at www.enr.gov.nt.ca.

^(e) Excluding any portion of the area within the Mobile Core Bathurst Caribou Management Zone.

NOTE

Where hunters are required to take males only, they must retain evidence of sex (testicles or scrotum).

* Remember to be aware of the mobile core caribou management zone.

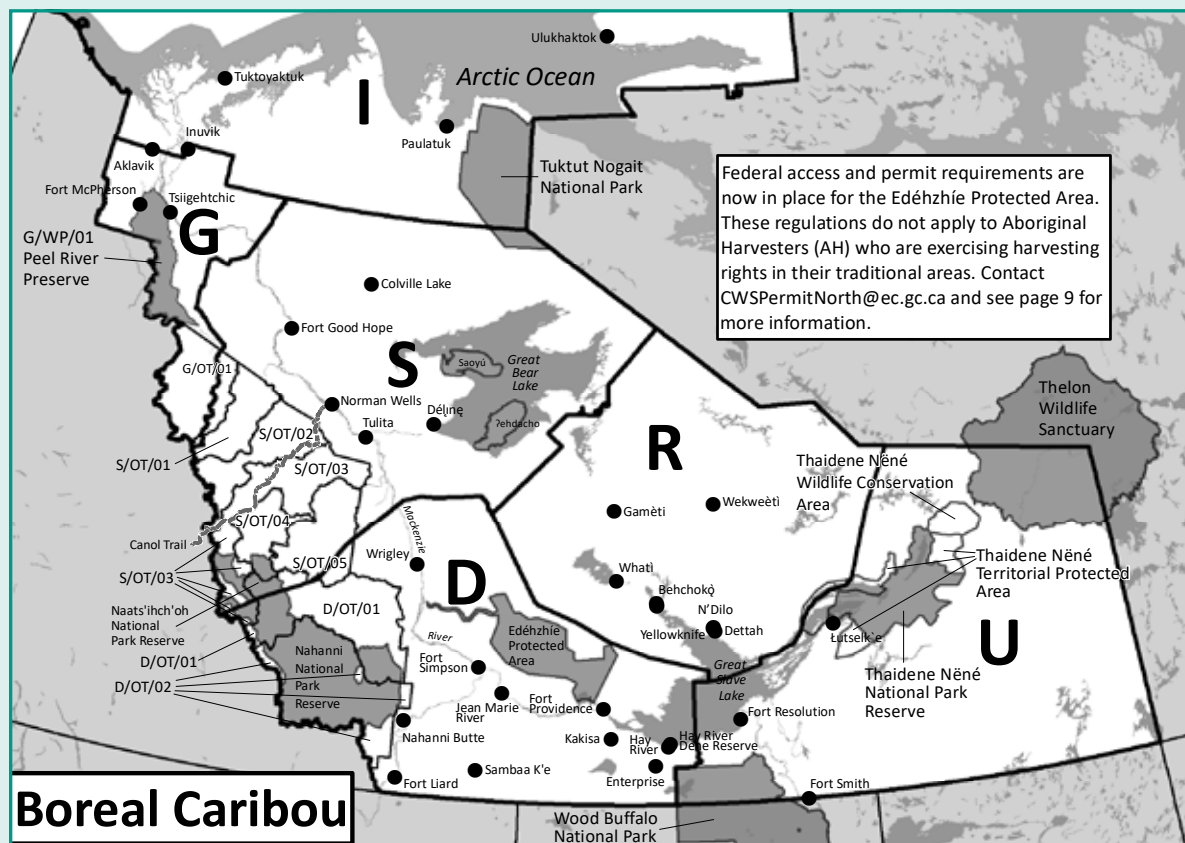
USE OF AIRCRAFT

If you are flying in R/BC/01, you must wait 12 hours after landing before hunting. This is to prevent aircraft from giving hunters more than a sporting chance.

Boreal Caribou

NOTE

REMEMBER the season requirements and conditions for GHL and Resident Hunting Licence holders when hunting boreal caribou. Harvest is male only and the season closes December 15th.



Boreal Caribou

Harvester	Tag Fee	Harvest Fee	Bag Limit	Season	Hunting Area
AH	N/A	N/A	Unlimited	1 July - 30 June	D, G, I, R, S, U
GHL	N/A	N/A	Unlimited (male only) ^(a)	15 July - 15 Dec	D (except D/OT/01-02), G (except G/OT/01), I, R, S (except S/OT/01-5), U
RES	24.00 each tag	N/A	One male only	15 July - 15 Dec	D (except D/OT/01-02), G (south of 68°N and except G/WP/01, G/OT/01), R, S (except S/OT/01-05)

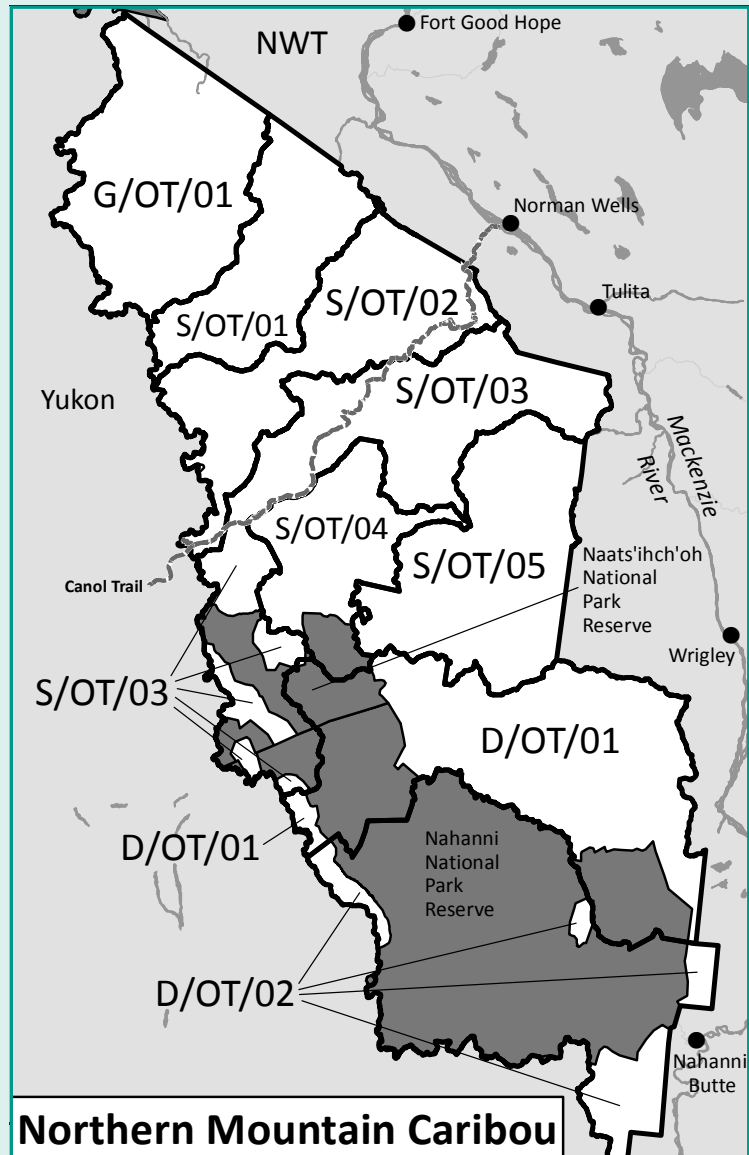
^(a) Tag required.

Northern Mountain Caribou



USE OF AIRCRAFT

If you are flying within the Outfitter Areas of the Mackenzie Mountains, you must wait 12 hours after landing before hunting any big game. This is to prevent aircraft from giving hunters more than a sporting chance. It does not stop licenced outfitters from making preparations for the client.

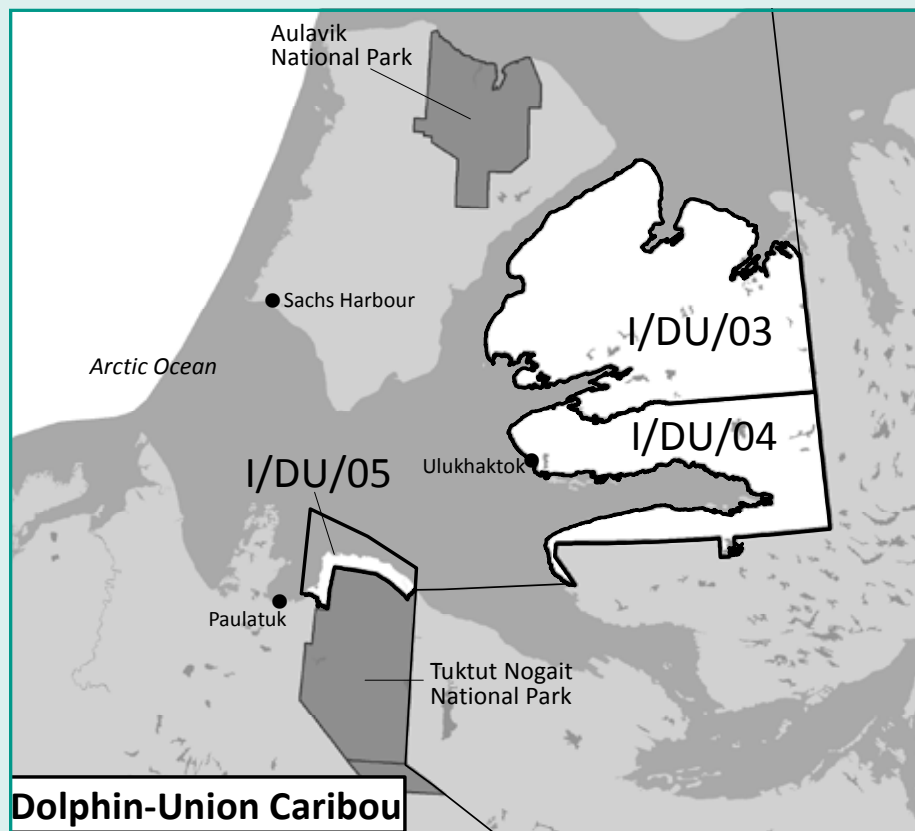


Harvester	Tag Fee	Harvest Fee	Bag Limit	Season	Hunting Area
AH or GHL	N/A	N/A	Unlimited	1 July - 30 June	D/OT/01-02, G/OT/01, S/OT/01-05 (see outfitters map page 20)
RES	24.00	N/A	One	15 July - 31 Jan	D/OT/01-02, G/OT/01, S/OT/01-05 (see outfitters map page 20)
NR	48.00	475.00	One	25 July - 31 Oct	D/OT/01-02, G/OT/01, S/OT/01-05 (see outfitters map page 20)
NRA	119.00	475.00	One	25 July - 31 Oct	D/OT/01-02, G/OT/01, S/OT/01-05 (see outfitters map page 20)

Dolphin-Union Caribou

NOTE

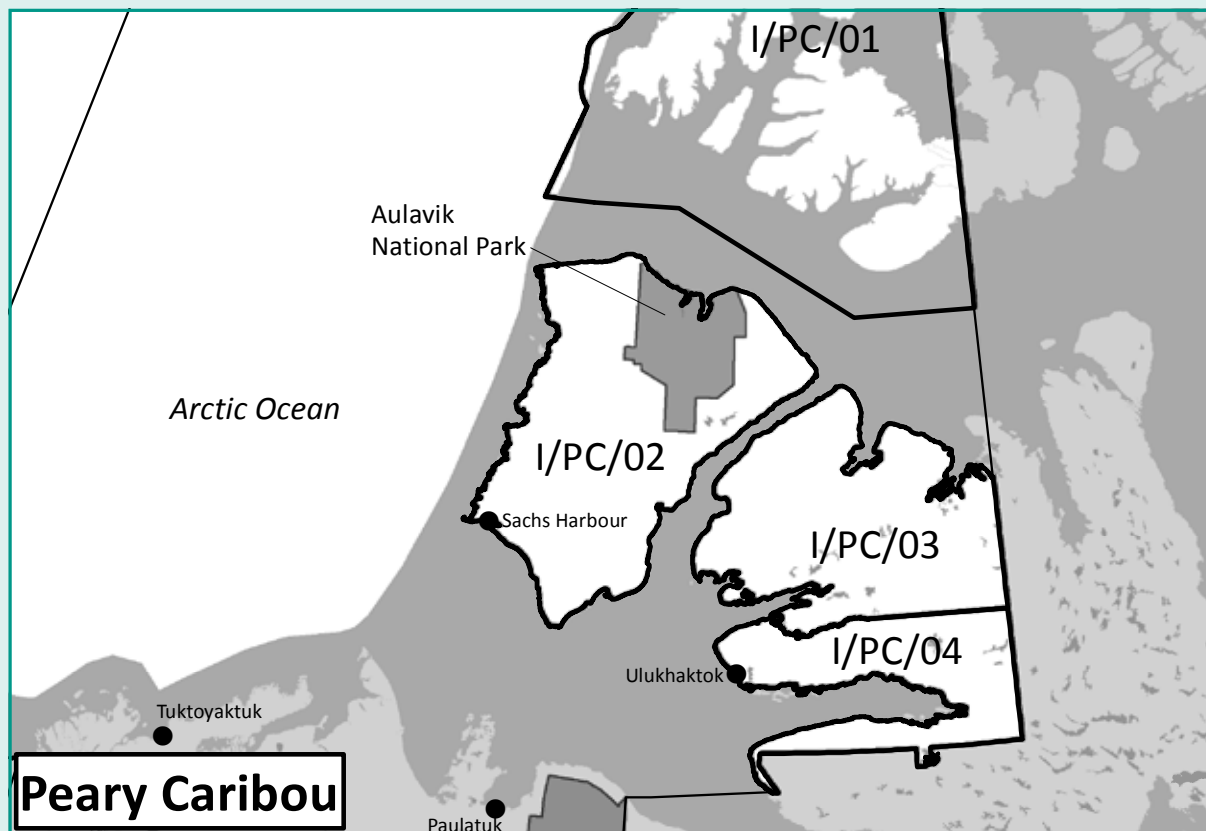
Where hunters are required to take males only, they must retain evidence of sex (testicles or scrotum).



Harvester	Tag Fee	Harvest Fee	Bag Limit	Season	Hunting Area
AH	N/A	N/A	Unlimited	1 July - 30 June	I/DU/03-05
GHL	N/A	N/A	0	Closed	I/DU/03
GHL	N/A	N/A	Unlimited	1 July - 30 June	I/DU/04

^(a) Tag quota of 25 tags, issued and distributed by the local harvesting committee serving Ulukhaktok.

Peary Caribou



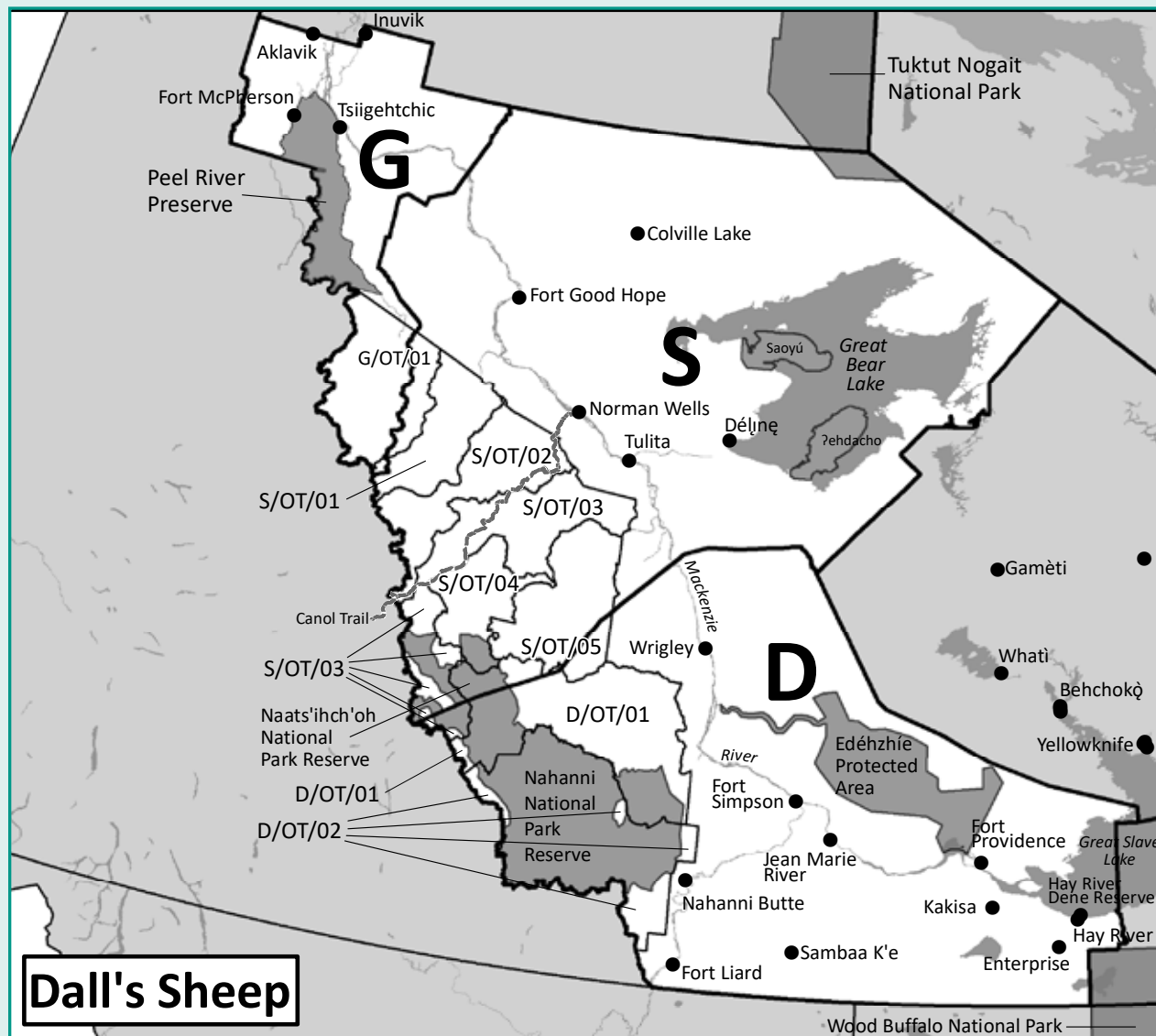
Harvester	Tag Fee	Harvest Fee	Bag Limit	Season	Hunting Area
AH	N/A	N/A	Unlimited	1 July - 30 June	I/PC/01 ^(a)
AH	N/A	N/A	One or more in accordance with the number of tags held	1 July - 30 June	I/PC/02-03 ^(a,b)
AH	N/A	N/A	Unlimited	1 July - 30 June	I/PC/04

^(a) Mandatory reporting required.

^(b) Tag required.

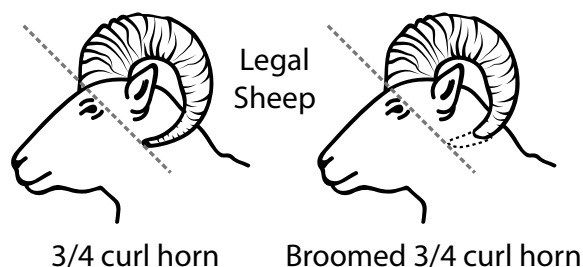
Dall's Sheep

Photo Credit: Danny Allaire



Dall's Sheep

Harvester	Tag Fee	Harvest Fee	Bag Limit	Season	Hunting Area
AH or GHL	N/A	N/A	Unlimited	1 July - 30 June	D, G, S
RES	24.00	N/A	One adult with a minimum 3/4 curl (see below for a definition of legal ram)	15 July - 31 Oct	D (west of the Mackenzie River), G/OT/01, S (west of the Mackenzie River)
NR	48.00	475.00	One adult with a minimum 3/4 curl (see below for a definition of legal ram)	15 July - 31 Oct	D/OT/01-02, G/OT/01, S/OT/01-05 (see outfitters map page 20)
NRA	119.00	475.00	One adult with a minimum 3/4 curl (see below for a definition of legal ram)	15 July - 31 Oct	D/OT/01-02, G/OT/01, S/OT/01-05 (see outfitters map page 20)



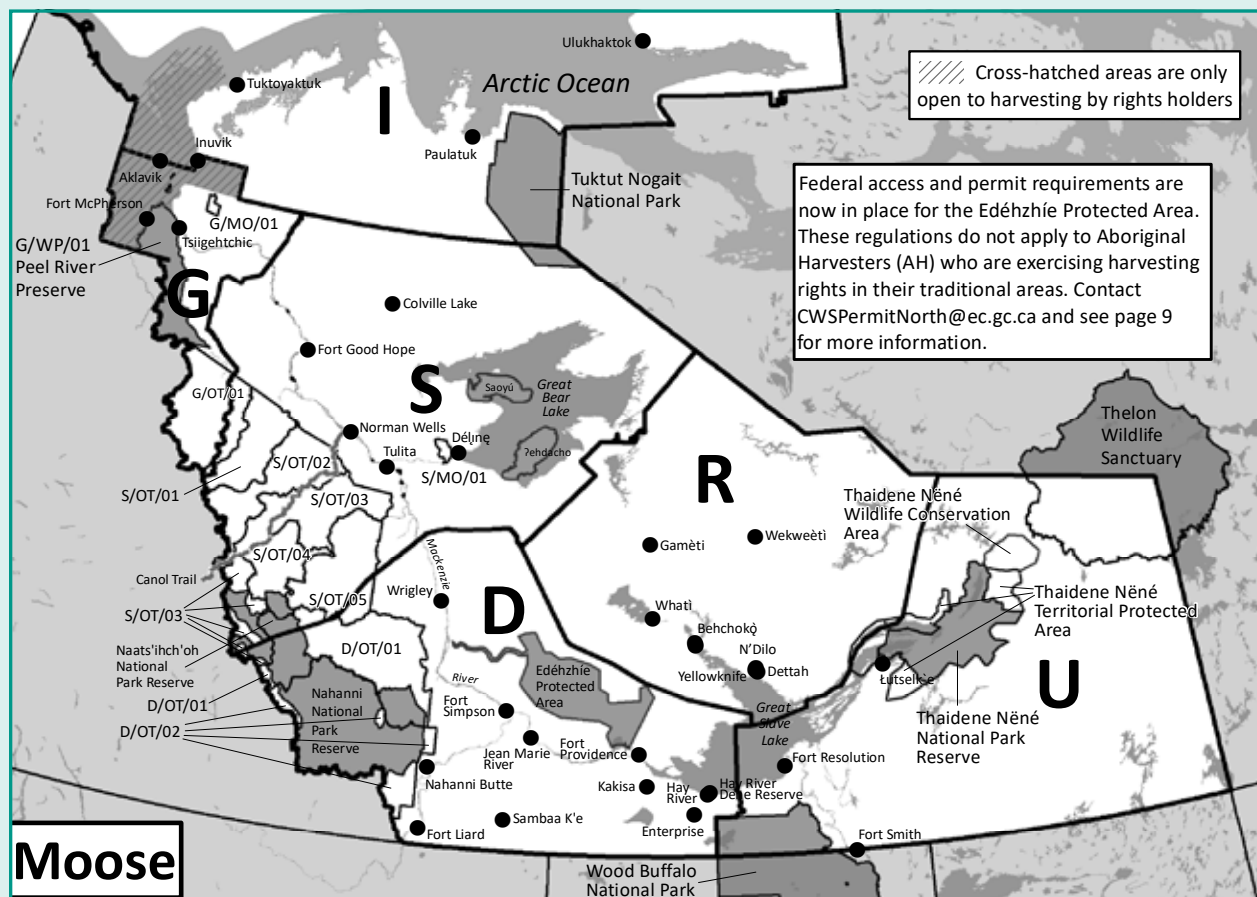
A legal Dall's sheep is a ram with at least one horn that is 3/4 curl or larger. To check the curl, view the animal from the side and imagine a straight line from the base to the tip of the horn. If the line passes through the back corner of the eye, or anywhere forward of that, it is a legal ram. If the horn is broomed, imagine it as if it were whole and draw the same line. If it passes through the back corner of the eye, it is a legal 3/4 curl ram. Every Dall's sheep horn, whether obtained through hunting or just picked up, must have a numbered plug inserted in it if being exported from the NWT.

USE OF AIRCRAFT

If you are flying within the Outfitter Areas of the Mackenzie Mountains, you must wait 12 hours after landing before hunting any big game. This is to prevent aircraft from giving hunters more than a sporting chance. It does not stop licenced outfitters from making preparations for the client.

Moose

Photo Credit: Gordon Court



Moose

Harvester	Tag Fee	Harvest Fee	Bag Limit	Season	Hunting Area
AH	N/A	N/A	Unlimited	1 July - 30 June	D, G, I, R, S, U
GHL	N/A	N/A	Unlimited	1 July - 30 June	D, G (except G/MO/01), I, R, S (except S/MO/01), U
GHL	N/A	N/A	Unlimited	1 Sept - 30 Nov	S/MO/01, G/MO/01
RES	24.00	N/A	One	1 Sept - 31 Jan ^(a)	D, G (south of 68°N and east of the west bank of the east branch of the Mackenzie River; and except G/MO/01), I (east of the east bank of the east branch of the Mackenzie River), R, S (except S/MO/01), U
RES	24.00	N/A	One	1 Sept - 30 Nov	S/MO/01, G/MO/01
NR	48.00	475.00	One	1 Sept - 31 Oct	D/OT/01-02, G/OT/01, S/OT/01-05 (see outfitters map page 20)
NRA	119.00	475.00	One	1 Sept - 31 Oct	D/OT/01-02, G/OT/01, S/OT/01-05 (see outfitters map page 20)

^(a) All islands in the Mackenzie River are closed to moose hunting from 01 December to 31 January.

NOTE THIS

Moose tags stamped BD Moose are being issued for Wildlife Management Zones I and G. Local ENR offices in the Beaufort-Delta are able to assist resident licence holders with obtaining this tag. This is to help collect harvesting information for those areas.

Please remember to report your harvest. Complete the Resident Hunter Harvest Survey or remember to participate in the harvesters study if available in your local area.

NOTE

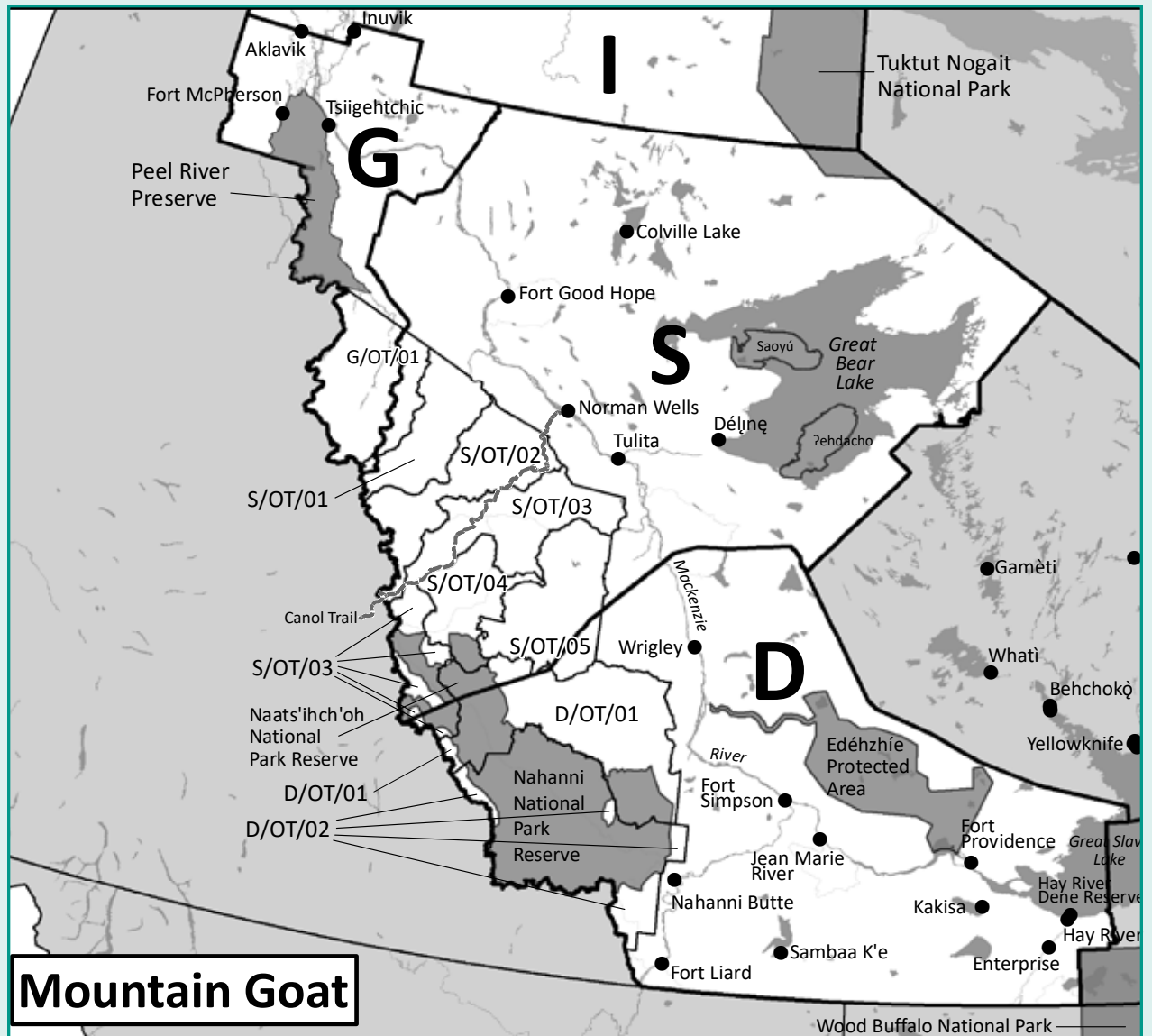
There are special harvesting areas within the GSA and SSA that allow for hunting of moose; however they also have additional terms and conditions. Refer to page 12 for more information.

USE OF AIRCRAFT

If you are flying within the Outfitter Areas of the Mackenzie Mountains, you must wait 12 hours after landing before hunting any big game. This is to prevent aircraft from giving hunters more than a sporting chance. It does not stop licenced outfitters from making preparations for the client.

Mountain Goat

Photo Credit: Julien Schroder



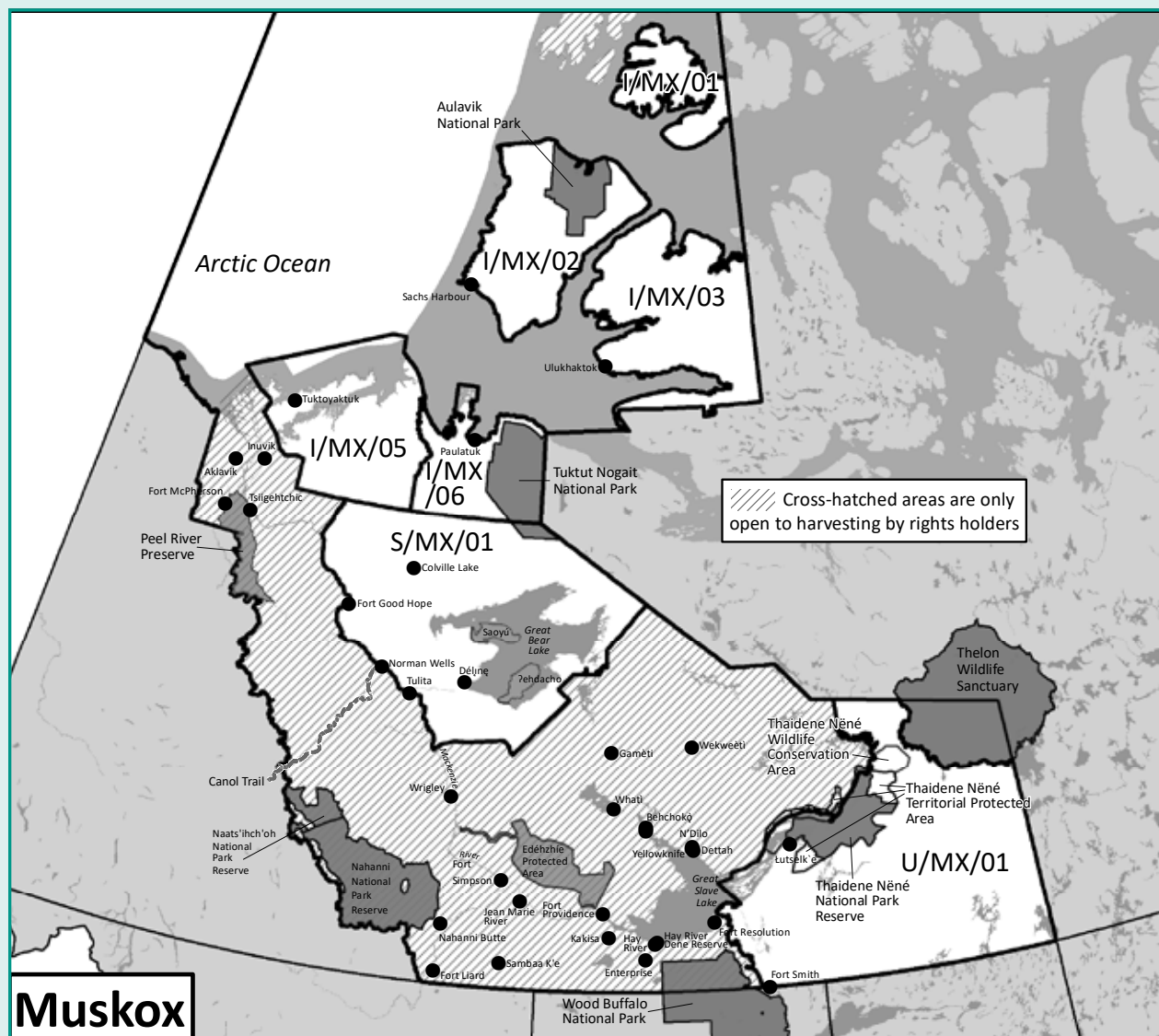
Harvester	Tag Fee	Harvest Fee	Bag Limit	Season	Hunting Area
AH or GHL	N/A	N/A	Unlimited	1 July - 30 June	D, G, I, S
RES	24.00	N/A	One	15 July - 31 Oct	D/OT/01-02, G/OT/01, S/OT/01-05 (see outfitter map page 20)
NR	48.00	475.00	One	15 July - 31 Oct	D/OT/01-02, G/OT/01, S/OT/01-05 (see outfitter map page 20)
NRA	119.00	475.00	One	15 July - 31 Oct	D/OT/01-02, G/OT/01, S/OT/01-05 (see outfitter map page 20)

NOTE

If you are flying within the Outfitter Areas of the Mackenzie Mountains, you must wait 12 hours after landing before hunting any big game. This is to prevent aircraft from giving hunters more than a sporting chance. It does not stop licensed outfitters from making preparations for the client.

Muskox

Photo Credit: Robert Decker



Harvester	Tag Fee	Harvest Fee	Bag Limit	Season	Hunting Area
AH or GHL	N/A	N/A	Tag quota system	1 July - 30 June	I/MX/01-03
AH or GHL	N/A	N/A	Unlimited	1 July - 30 June	I/MX/05
AH or GHL	N/A	N/A	Tag quota system	AH: 1 Oct - 30 Apr GHL: 15 Sept - 30 Apr	I/MX/06
AH or GHL	N/A	N/A	Unlimited	1 Aug - 15 Apr	S/MX/01 ^(f)
AH or GHL	N/A	N/A	Unlimited	AH: 1 July - 30 June GHL: 1 July - 15 Apr and 15-30 June	U/MX/01
RES	24.00 each tag	N/A	Total of 55 tags - on a draw system ^(g)	1 July - 15 Apr and 15 June - 30 June	U/MX/01 ^(f)
RES	24.00 each tag	N/A	Total of five tags - on a draw system ^(g)	1 Aug - 15 Apr	S/MX/01 ^(a,d)
RES	24.00 each tag	N/A	One or more in accordance with the number of tags held	15 Aug - 30 Apr	I/MX/01-03 ^(b,e)
RES	24.00 each tag	N/A	One or more in accordance with the number of tags held	1 July - 30 June	I/MX/05 ^(b,e)
RES	24.00 each tag	N/A	One or more in accordance with the number of tags held	1 Oct - 30 Apr	I/MX/06 ^(b,e)
NR	48.00	356.00	One or more in accordance with the number of tags held	15 Aug - 30 Apr	I/MX/01-03 ^(a,e)
NR	48.00	356.00	One or more in accordance with the number of tags held	1 July - 30 June	I/MX/05 ^(b,e)
NR	48.00	356.00	One or more in accordance with the number of tags held	1 Oct - 30 Apr	I/MX/06 ^(b,e)
NR	48.00	356.00	One or more in accordance with the number of tags held	1 Aug - 15 Apr	S/MX/01 ^(a,c)
NR	48.00	356.00	One or more in accordance with the number of tags held	15 Aug - 15 Apr	U/MX/01 ^(f)
NRA	119.00	356.00	One or more in accordance with the number of tags held	15 Aug - 30 Apr	I/MX/01-03 ^(a,e)
NRA	119.00	356.00	One or more in accordance with the number of tags held	1 July - 30 June	I/MX/05 ^(b,e)
NRA	119.00	356.00	One or more in accordance with the number of tags held	1 Oct - 30 Apr	I/MX/06 ^(b,e)
NRA	119.00	356.00	One or more in accordance with the number of tags held	1 Aug - 15 Apr	S/MX/01 ^(a,c)
NRA	119.00	356.00	One or more in accordance with the number of tags held	15 Aug - 15 Apr	U/MX/01 ^(f)

^(a) There is no hunting of muskox until 12 hours has passed after the termination of the helicopter/aircraft flight into S/MX/01. This restriction applies to all classes of licence holders, including GHL holders.

^(b) HTC may or may not allocate any portion of the quota to this class of licence.

^(c) Male only.

^(d) Tags are available from local RRC, but must be validated at ENR.

^(e) If you are not a beneficiary of the Inuvialuit Final Agreement, you must receive permission to hunt muskox anywhere in the ISR. For more information, contact the applicable offices in the ISR - see page 10.

^(f) Mandatory reporting of harvest to local ENR office.

^(g) Muskox tags are available to residents for Muskox Wildlife Management Area S/MX/01 and U/MX/01 throughout a yearly draw. Applications for the yearly draw are available after April 1 from the local ENR office. Applications must be postmarked before May 15 and received before the draw date. The draw will be held each year before June 1. Tags will not be awarded to a person that has received a tag for any of the previous four seasons. For more information, please contact the local Renewable Resource Officer.

NOTE

When hunting muskox, a hunter must not knowingly approach by vehicle (including a snowmobile or all-terrain vehicle) any closer than 1.5 km to the muskox.

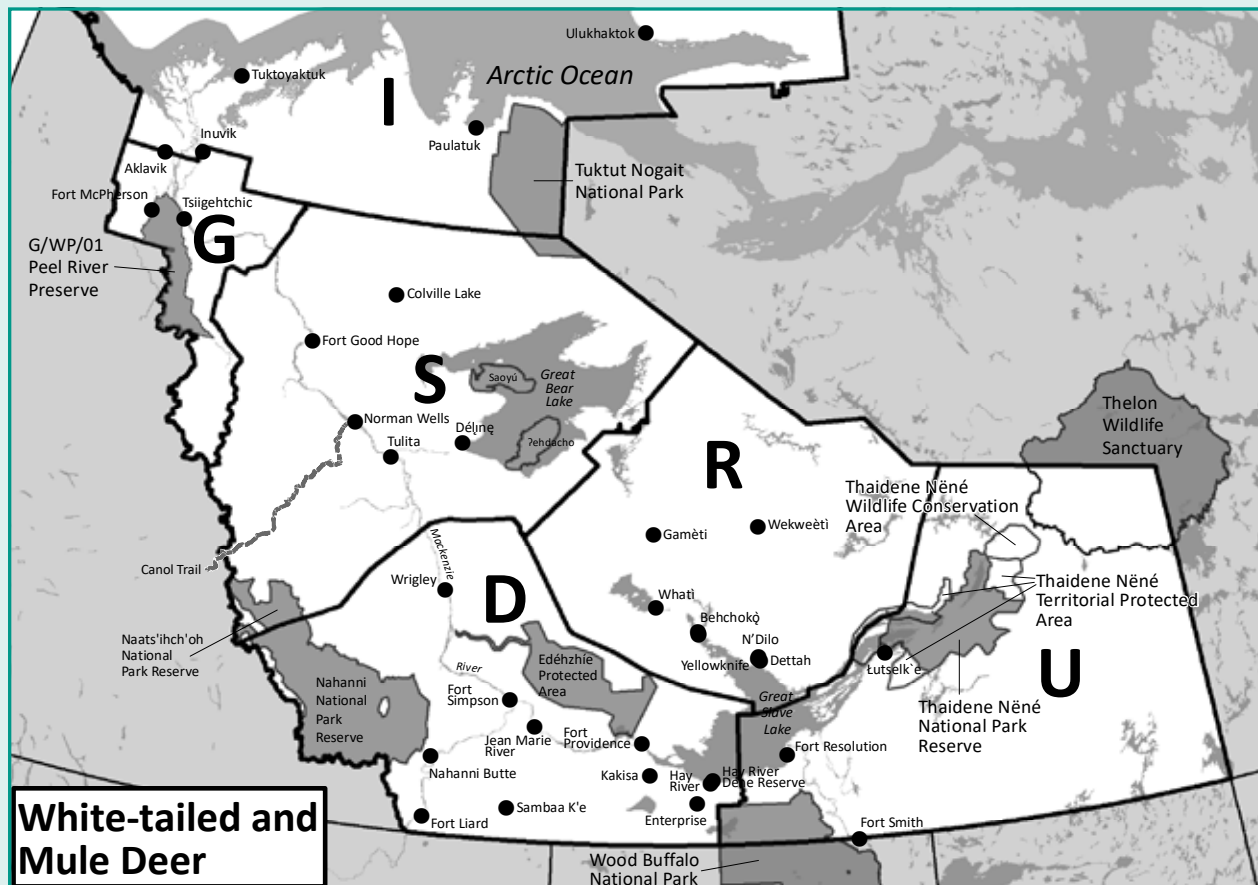
USE OF AIRCRAFT

If you are flying in S/MX/01, you must wait 12 hours after landing before hunting.

White-tailed and Mule Deer



Photo Credit: John Nishi



Harvester	Tag Fee	Harvest Fee	Bag Limit	Season	Hunting Area
AH	N/A	N/A	Unlimited	1 July - 30 June	D, G, I, R, S, U
GHL ^(a,b)	N/A	N/A	Unlimited	1 July - 30 June	D, G, I, R, S, U
RES ^(a,b)	N/A	N/A	Unlimited	1 July - 30 June	D, G, I, R, S, U

^(a) Tag required.

^(b) Mandatory reporting with sample submission of the head.

CHRONIC WASTING DISEASE (CWD)

CWD is a significant health issue that can impact all cervid species like caribou. Only deer harvested in the NWT, or within 100 km of the NWT border, are free from possession restrictions. Outside of these areas essentially only boned out meat from deer are allowed into the NWT, and that includes taxidermy mounts. Prescribed parts will only be accepted if tested to the satisfaction of ENR and proof of such testing is provided by the harvester/owner.

The following harvested deer parts cannot enter the NWT from another jurisdiction:

- brain matter
- cranial nerves
- spinal column and its parts
- whole skulls or skull plates
- hooves
- boned in meat
- urine (this includes commercial products like lures)
- mammary glands
- velvet covered antlers

For ongoing CWD surveillance, especially for deer harvested in the NWT, hunters are **required** to submit the head (cut at the mid-neck) of harvested deer to ENR for testing. Positive results will be relayed back to harvesters as soon as possible.

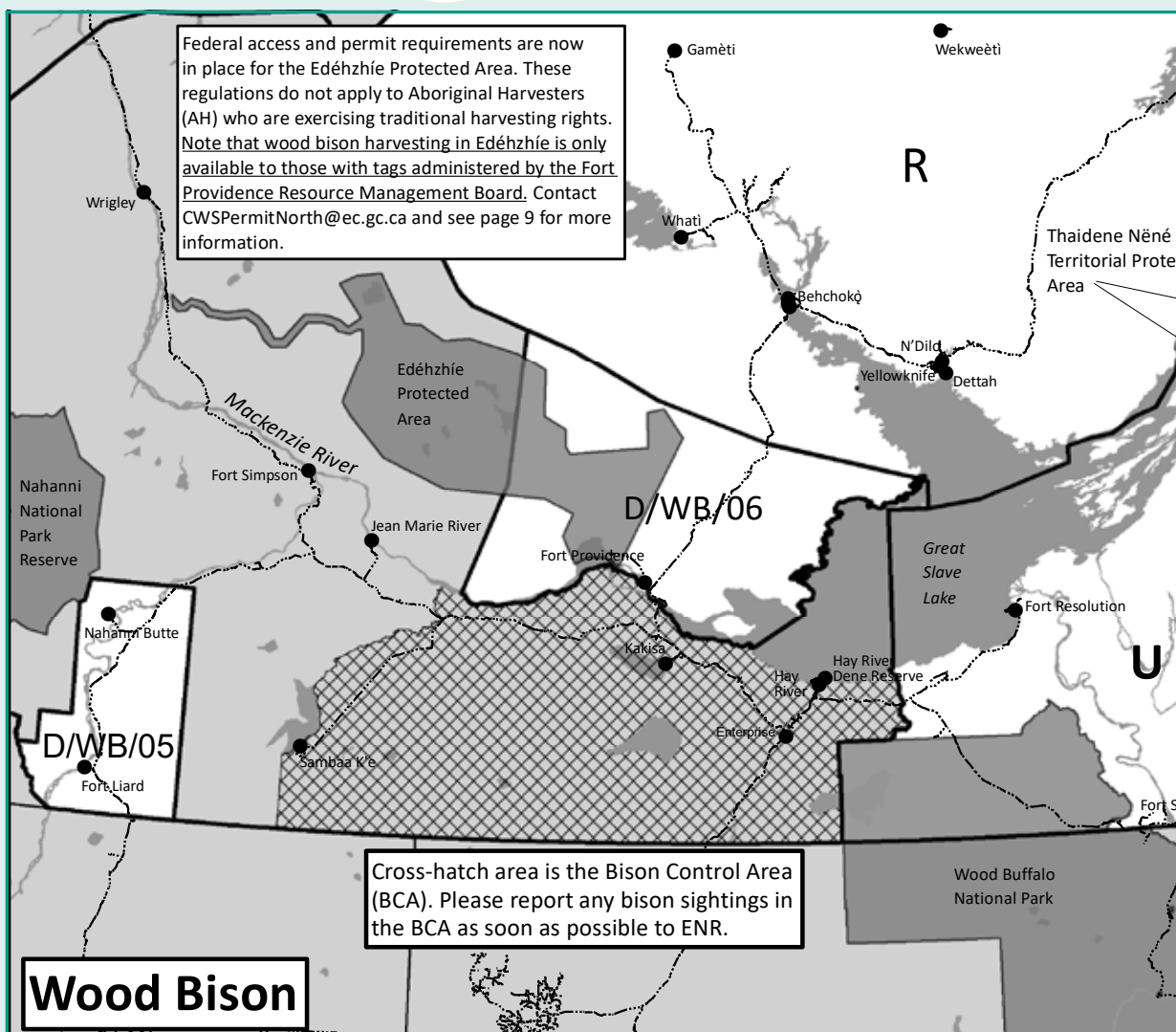
ENR is requesting **voluntary** submission of heads from moose, elk or caribou harvested within the NWT for testing to help track our wildlife's health.

Contact your local ENR office if you would like to submit samples from harvested animals, and to learn more about incentive programs that may be found in and around your region.

Wood Bison



Photo Credit: Danny Allaire



Harvester	Tag Fee	Harvest Fee	Bag Limit	Season	Hunting Area
AH or GHL	N/A	N/A	Total of 7 tags - on a quota system (male only)	1 July - 30 June	D/WB/05
AH or GHL	N/A	N/A	On a quota system (male only) ^(b, c)	1 September - 15 March	D/WB/06, R
AH or GHL	N/A	N/A	Unlimited	1 July - 30 June	U
RES	119.00	N/A	One	1 Sept - 15 Mar	U ^(b)
RES	119.00	N/A	One male	1 July - 30 June	D/WB/05 ^(a)
RES	119.00	N/A	On a quota system (male only) ^(b, c)	1 Sept - 15 Mar	D/WB/06, R

- Harvesters have to carry their big tag while hunting. Mandatory reporting of harvest is to be submitted to ENR regardless of success.

^(a) Tags on a quota system. Harvesters must obtain written approval from a local First Nation in order to obtain a tag. Contact the ENR office in Fort Simpson or Fort Liard for more information. Seven tags are available to GHL/resident hunters at local First Nations Acho Dene Koe Band (Fort Liard) and Nahanni Butte Dene Band (Nahanni Butte).

^(b) Reporting on your hunt to ENR is mandatory whether or not an animal was taken. A report form is attached to the information package.

^(c) 20 tags distributed by the Deh Gah Got'ie First Nation and the Fort Providence Métis Council, and 4 tags distributed by each of the Tlicho Government, the Northwest Territory Métis Nation, the North Slave Métis Alliance, and Yellowknife Dene First Nation; 4 additional tags may be allocated in accordance with the limited entry draw.

Please note that where hunters are required to take males only, they must retain evidence of sex (testicles or scrotum).

IF YOU SEE A BISON IN THE CONTROL AREA...

Please report it to ENR as soon as possible (Toll-free 1-866-629-6438) with as much detail as you can on the location. Immediate reporting increases our response success. The success of this program depends greatly on public cooperation and support.

In the NWT, two populations of disease-free wood bison have been re-established. The Mackenzie population is found north of the Mackenzie River and has been one of the cornerstones of the nation's wood bison recovery program. The Nahanni population occupies a range in the Liard and Nahanni River Valleys.

The greater Wood Buffalo National Park population, which includes bison in the Slave River Lowlands, is infected with bovine tuberculosis and brucellosis. In 1987, the Bison Control Area (BCA) was created to prevent the spread of these diseases to the healthy Mackenzie and Nahanni populations. The BCA program is jointly funded by the Parks Canada Agency and the Government of the NWT.

All bison in the BCA are presumed to be diseased and must be removed and tested.

For more information on the BCA, please visit the ENR website at:
www.enr.gov.nt.ca/services/wood-bison/bison-control-area.

Please report any bison sightings in the BCA as soon as possible to the nearest ENR office. Under the NWT wildlife regulations, a resident may, at any time, hunt bison within the BCA. A hunter who wounds or kills a bison in the BCA is required to report the incident as soon as practical. If you would like more information regarding the Bison Control Program, please contact any ENR office.

Phone Hay River (867) 875-5550, Fort Providence (867) 669-3002, Fort Smith (867) 872-6400, Fort Simpson (867) 695-7450 or Fort Liard (867) 770-4300.

SMALL GAME SPECIES

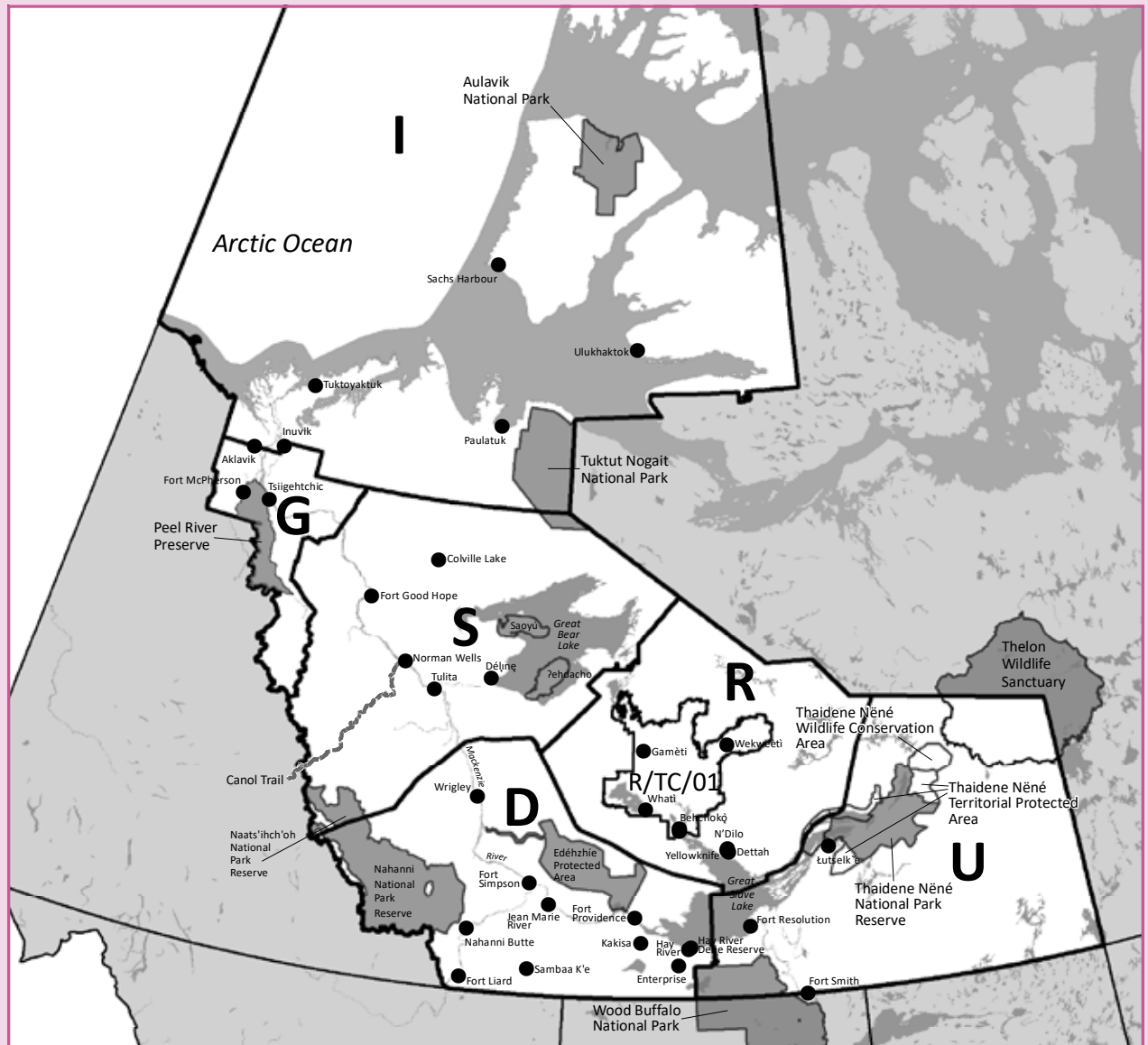
Fees for all small game authorization are:

- Resident - \$24.00
- Non-resident - \$48.00
- Non-resident Alien - \$119.00

For Aboriginal harvesters and GHL holders, there are no bag limits or season conditions unless noted below.

Small Game Areas:

Hares (all species), Marmots, Woodchucks, Groundhogs, Porcupines, Squirrels, Ptarmigan and Grouse





Ground hog, Porcupine, Northern Flying Squirrel

Photo Credit: Gordon Court

Harvester	Bag Limit	Season	Hunting Area
RES	Unlimited	1 July - 30 June	D, G, I, R, S, U
NR	5/day; possession limit of 10	1 July - 30 June	D, G, I, R, S, U
NRA	5/day; possession limit of 10	1 July - 30 June	D, G, I, R, S, U



Hare, All Species

Photo Credit: Danny Allaire

Harvester	Bag Limit	Season	Hunting Area
RES	Unlimited	1 July - 30 June	D, G, R, S, U
NR	5/day; possession limit of 10	1 July - 30 June	D, G, R, S, U
NRA	5/day; possession limit of 10	1 July - 30 June	D, G, R, S, U



Marmots

Harvester	Bag Limit	Season	Hunting Area
RES	Unlimited	1 July - 30 June	D, R, U
NR	5/day; possession limit of 10	1 July - 30 June	D, R, U
NRA	5/day; possession limit of 10	1 July - 30 June	D, R, U



Ground Squirrels

Photo Credit: Robert Decker

Harvester	Bag Limit	Season	Hunting Area
RES	Unlimited	1 July - 30 June	D, R, S, U
NR	5/day; possession limit of 10	1 July - 30 June	D, R, S, U
NRA	5/day; possession limit of 10	1 July - 30 June	D, R, S, U



Red Squirrels

Photo Credit: Steven Baryluk

Harvester	Bag Limit	Season	Hunting Area
GHL	Unlimited	1 July - 30 June	D, G, I, R (except R/TC/01), S, U
RES	Unlimited	1 July - 30 June	D, R (except R/TC/01), U
NR	5/day; possession limit of 10	1 July - 30 June	D, R (except R/TC/01), U
NRA	5/day; possession limit of 10	1 July - 30 June	D, R (except R/TC/01), U



Upland Game Birds (Ptarmigan, Grouse)

Photo Credit: Danny Allaire

Harvester	Bag Limit	Season	Hunting Area
RES	10/day; possession limit of 40	1 Sept - 30 Apr	D, G, I, R, S, U
NR	5/day; possession limit of 10	1 Sept - 30 Apr	D, G, I, R, S, U
NRA	5/day; possession limit of 10	1 Sept - 30 Apr	D, G, I, R, S, U



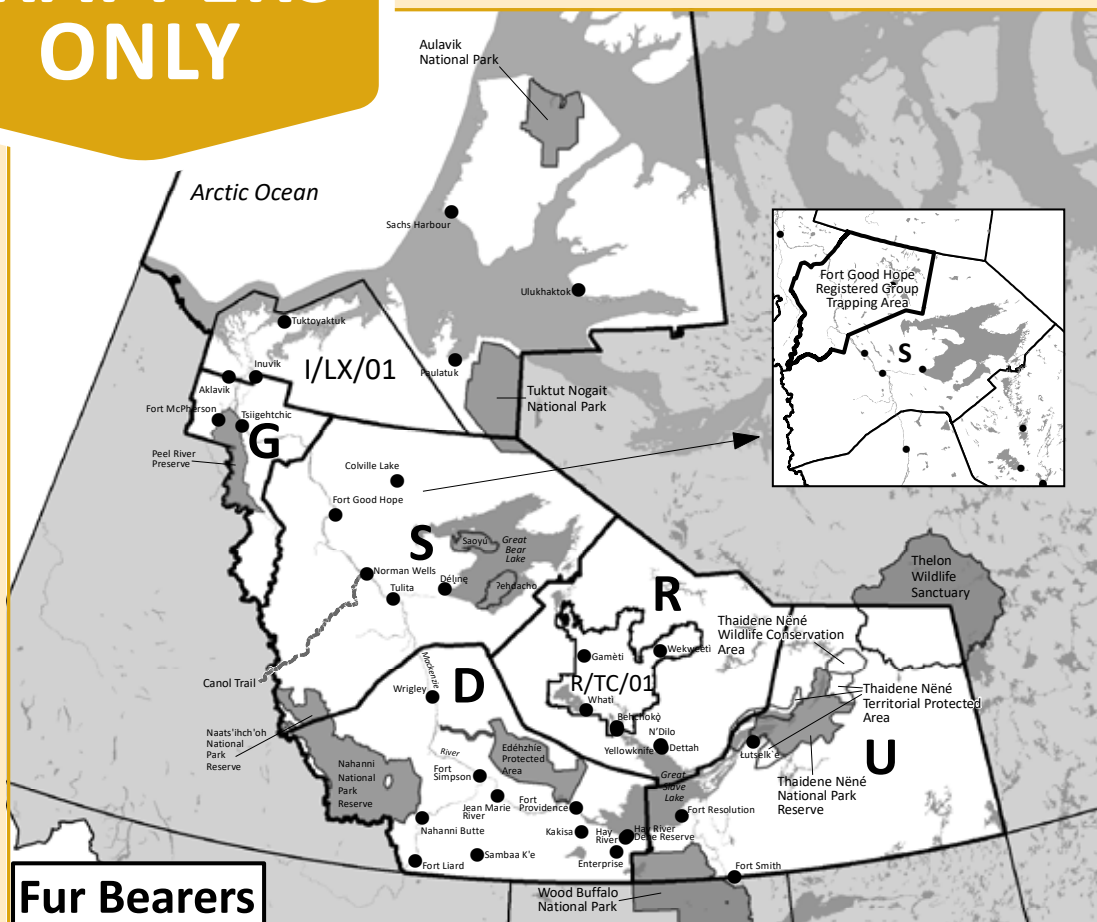
Woodchucks

Harvester	Bag Limit	Season	Hunting Area
GHL	Unlimited	1 July - 30 June	D, G, I, R (except R/TC/01), S, U
RES	No limit	1 July - 30 June	D, G, I, R (except R/TC/01), S, U
NR	5/day; possession limit of 10	1 July - 30 June	D, G, I, R (except R/TC/01), S, U
NRA	5/day; possession limit of 10	1 July - 30 June	D, G, I, R (except R/TC/01), S, U

FUR TRAPPERS ONLY

Fur Bearer Areas:

Beaver, Coyote, Ermine, Fisher, Fox, Lynx, Marten, Mink, Muskrat, Otter



Fur Bearers



Beaver

Harvester	Bag Limit	Season	Hunting Area
AH	Unlimited	1 July - 30 June	D, G, I, R, S, U
GHL	Unlimited	20 Oct - 5 June	Fort Good Hope Registered Group Trapping Area
GHL	Unlimited	15 Oct - 15 May	G, I
GHL	Unlimited	15 Oct - 31 May	D, R (except R/TC/01), S, U



Coyote

Photo Credit: Gordon Court

Harvester	Bag Limit	Season	Hunting Area
AH	Unlimited	1 Jul - 30 Jun	D, G, I, R, S, U
GHL	Unlimited	1 Nov - 31 Mar	D, R (except R/TC/01), S, U



Ermine

Harvester	Bag Limit	Season	Hunting Area
AH	Unlimited	1 July - 30 June	D, G, I, R, S, U
GHL	Unlimited	15 Oct - 15 Mar	Fort Good Hope Registered Group Trapping Area
GHL	Unlimited	1 Nov - 15 Mar	D, G, I, R (except R/TC/01), S, U



Fisher

Harvester	Bag Limit	Season	Hunting Area
AH	Unlimited	1 July - 30 June	D, G, I, R, S, U
GHL	Unlimited	1 Nov - 15 Mar	D, G, I, R (except R/TC/01), S, U



Fox

Photo Credit: Gordon Court

Harvester	Bag Limit	Season	Hunting Area
AH	Unlimited	1 Jul - 30 Jun	D, G, I, R, S, U
GHL	Unlimited	1 Nov - 15 Mar	Fort Good Hope Registered Trapping Area
GHL	Unlimited	1 Nov - 15 Apr	G, I, R, (except R/TC/01), U
GHL	Unlimited	1 Nov - 28 Feb	D, S



Lynx

Photo Credit: Gordon Court

Harvester	Bag Limit	Season	Hunting Area
AH	Unlimited	15 Nov - 15 Apr	I/LX/01
GHL	Unlimited	1 Nov - 15 Mar	Fort Good Hope Registered Group Trapping Area
GHL	Unlimited	1 Nov - 15 Mar	D, R (except R/TC/01), S, U
GHL	Unlimited	1 Nov - 15 Apr	G, I (except I/LX/01)



Marten

Harvester	Bag Limit	Season	Hunting Area
AH	Unlimited	1 July - 30 June	D, G, I, R, S, U
GHL	Unlimited	25 Oct - 5 Mar	Fort Good Hope Registered Group Trapping Area
GHL	Unlimited	1 Oct - 28 Feb	I
GHL	Unlimited	1 Nov - 28 Feb	R (except R/TC/01)
GHL	Unlimited	1 Nov - 15 Mar	D, G, S, U



Mink

Harvester	Bag Limit	Season	Hunting Area
AH	Unlimited	1 July - 30 June	D, G, I, R, S, U
GHL	Unlimited	10 Nov - 5 Mar	Fort Good Hope Registered Group Trapping Area
GHL	Unlimited	1 Nov - 28 Feb	D, G, I, R (except R/TC/01), S, U



Muskrat

Harvester	Bag Limit	Season	Hunting Area
AH	Unlimited	1 July - 30 June	D, G, I, R, S, U
GHL	Unlimited	1 Nov - 15 June	Fort Good Hope Registered Group Trapping Area
GHL	Unlimited	15 Oct - 15 June	G, I, S
GHL	Unlimited	15 Oct - 31 May	D
GHL	Unlimited	15 Oct - 10 June	R (except R/TC/01), U



Otter

Harvester	Bag Limit	Season	Hunting Area
AH	Unlimited	1 July - 30 June	D, G, I, R, S, U
GHL	Unlimited	1 Nov - 28 Feb	Fort Good Hope Registered Group Trapping Area
GHL	Unlimited	1 Nov - 28 Feb	D, G, I, R (except R/TC/01), S, U

HOW TO SIGHT-IN YOUR RIFLE

ENR hosts annual sight in your rifle events NWT-wide. Events are held to make sure hunter's firearms are sighted property to ensure accurate shots, reducing wounding and wastage. For more information of sight in your rifle events, contact your local ENR office.


1

Set up a paper target with a safe backstop (the base of a hill, gravel pit, etc.) at 25 yards (23 metres). Place your rifle on a solid rest. Fire at least three test shots.



2

Check the target. If the group of shots is not at your point of aim, adjust the rear sight in the same direction you want to move your shots. This will help you make sure your next set of shots hit the target. Fire another group of at least three shots. If they are hitting at your point of aim, go onto step 3. If not, repeat steps 1 and 2.



3

Set a target at the furthest distance at which you expect to shoot big game, to see where your rifle hits at longer ranges. Adjust your sights to hit your point of aim at that distance.





Consistency is the key to good shooting. You want your test shots to strike close to each other. If the shots are not grouped together, it could be due to your technique or some other mechanical factor.

Note: These are general guidelines only. If you need more information or help with your technique, please talk to your local Renewable Resource Officer.

Sight rifle before
hunting

Know and practice
gun safety

Wear ear and eye
protection when
shooting

Wear sunglasses
in spring

*Conserve our wildlife resources.
Hunt responsibly and safely.*

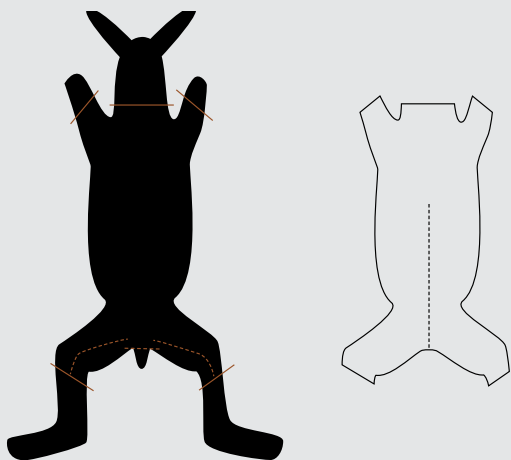
FIELD DRESSING

FIELD DRESSING SMALL GAME AND UPLAND GAME BIRDS

DRESSING SMALL GAME

With the animal lying on its back, remove the head and cut the feet off at the joints. Slide your knife under the skin, cutting along each hind leg to the base of the tail. Cut the tail off from the base of the animal. Pull the skin off the entire animal, like a sock.

Place the skinned animal on its back and make a cut along the belly to the anus. Remove intestines and organs. Wash away any remaining blood or intestinal fluids.




DRESSING GAME BIRDS

When in the field, remove the innards/gizzard as soon as possible.

With the bird lying on its back, cut off the head, wings at the first joint, and feet. Make a small cut to the skin on the belly and rip open. Peel off the skin by working around the body, legs and wings, until all the skin is off. Cut under the rib cage to make a small opening. Reach in and slowly pull the innards/gizzard out. Wipe or wash the body cavity clean.

To breast the bird, cut down into the middle of the breast. Cut all the way down until you reach the rib cage. Carefully remove the breasts from the ribs by pulling the meat back while slicing the connecting tissue. This will produce two breast steaks.



Remember to wear disposable rubber gloves when cleaning your game.

Always cook game meat thoroughly to kill disease organisms and parasites.

FIELD DRESSING BIG GAME

BONING OUT

With the animal lying on its side, cut the hide lengthwise along the belly from the rear of the lower jaw to anus or brisket to anus if a shoulder mount is planned. Cut straight up the back of each leg from the knee to the centerline cut. Sever hide at knee joints. Skin the complete upper side of the animal to the backbone. Lay the hide on the ground still attached to the backbone.

Raise the front leg straight up and cut underneath (in armpit) to above the top of the shoulder blade. There is no bone to bone connection in the shoulder. Remove the leg to a tarp or other clean area.

Raise hind leg and carefully cut away along pelvis. Keep raising and cutting until ball and socket joint is exposed and severed. Continue cutting close to the pelvis until the whole leg is severed.

Remove the backstrap by cutting a deep "V". The first cut is down along the backbone from the base of the neck to where the hind leg was removed. Then cut up towards the first cut along the top of the rib cage. The backstrap should come off in one long piece.

Filet slabs off the exposed side of the neck.

Roll the carcass over onto the hide to expose the other side and repeat cuts done of the first side.

1

Tender Cuts

Use dry heat.
Roast, fry, broil, barbeque.

2


Medium Tender Cuts

Use dry or moist heat.
Moist heat for extra tenderness.

3

Less Tender Cuts

Use moist heat methods.
Braise, pot roast, stew.



BE BEAR AWARE!

Three kinds of bears live in the NWT: black, grizzly and polar. The following tips will help you reduce encounters with a bear.

While hunting...

- Carry bear deterrents and make sure you know how to use them. Remember that an animal call may also attract a bear.
- Be cautious when tracking a wounded animal.
- If you see a bear, leave the area. Don't risk an encounter.

After you kill an animal...

- While field dressing the carcass, be aware that the scent may be attracting a bear. Make noise so nearby bears know that you are in the area.
- Remove the carcass as quickly as possible.
- Do not drag the carcass back to camp. Doing so will leave a scent trail that a bear can follow directly to your camp.

Returning to the carcass later...

- Separate the carcass from the gut pile. Bears will often be attracted to the gut pile first.
- When returning to the kill site, use caution. Approach the site from upwind, use binoculars to see if the site is clear and make as much noise as possible.

Once you have finished butchering your carcass...

- Stash blood-soaked clothing in a plastic bag at the same location as your meat.
- Wash thoroughly before entering your sleeping quarters.
- Never trim hides or meat around camp; the scraps will attract scavenging bears long after you leave.
- Keep your meat and hides at least 100 m away from your campsite.

Bear safety videos are available from Distribution Access: Phone: 1-866-999-5292, or through their website at www.distributionaccess.com.

CONTACT INFORMATION

For more information, contact the Environment and Natural Resources regional office nearest to you:

Fort Simpson	867-695-7450
Fort Smith	867-872-6400
Inuvik	867-678-6650
Norman Wells	867-587-3500
Yellowknife	867-767-9238 ext. 53247

Visit our website www.enr.gov.nt.ca

Sahtu Wildlife Emergencies	867-587-2422
Dehcho Wildlife Emergencies (May – Sept)	867-695-7433
Fort Smith Wildlife Emergencies (May – Sept)	867-872-0400
Hay River Wildlife Emergencies (May – Sept)	867-875-7640
Inuvik Wildlife Emergencies (May – Oct)	867-678-0289
North Slave Wildlife Emergencies	867-873-7181
Forest Fires	1-877-NWT- FIRE (1-877-698-3473)

24-hour Spill Report Line (collect calls accepted)	867-920-8130
---	--------------

For information on tourism in the NWT or to obtain a list of licenced outfitters, contact:

NWT Tourism
Box 610
Yellowknife, NT, Canada X1A 2N5
Toll free: 1-800-661-0788
Outside North America: 867-873-5007
Fax: 867-873-4059
E-mail: info@spectacularnwt.com
Website: www.spectacularnwt.com

REPORT A POACHER

Wildlife violations are serious offences. Violators, including poachers, deplete wildlife populations and destroy natural habitat. If you see something suspicious or illegal, please report as much detail as possible, including date, time, location, vehicle licence plate, air registration letters or boat registration number, and the nature of the incident.

To report a wildlife violation, call 1-866-POACHER (762-2437). This toll-free line is open 24 hours a day, seven days a week.

Call 1-866-762-2437. Information provided on the line is passed on to a Renewable Resource Officer.

**REPORT a
POACHER**
1-866-POACHER



USE THIS TO HELP SIGHT IN YOUR RIFLE

